

IrsiCaixa Scientific Report 2023

IrsiCaixa



"la Caixa" Foundation



Generalitat de Catalunya
Departament de Salut

Table of contents

Presentation	02
IrsiCaixa Letter from the Director	
Organizational Structure	03
Organigram Board	
Executive Committee Director and Manager International Scientific Committee	04
Key Figures 2023	07
Highlights 2023	08
Research Groups	
Viral Immune Evasion and Vaccines (VIRIEVAC)	10
Microbial Genomics (GEM)	12
T-Cell Immunology and Vaccines (TIV)	14
Virus-Host Interactions (ViHIT)	16
Retrovirology and Clinical Studies (GREC)	18
HIV and HCV Genetic and Phenotypic Variability	20
Cell Virology and Immunology (VIC)	22
Tissue Virology (VITI)	24
Immunology Group (IGG)	26
Translational Research in Immunoageing (TRIA)	28
Pathogen Immunity, Signalling and Therapeutic Applications (PISTA)	30
Neoantigens and Vaccines against Cancer (NeoVaCan)	32
Research Support	35
Scientific and Technical Services	
Grants Office Clinical Management Unit	36
Living Lab for Health	37
Communication	39
Institutional news	40
Training	41
Innovation	43
Clinical and observational studies	45
Publications	49
Conference presentations	53



Established in 1995 with the backing of the “la Caixa” Foundation and the Department of Health of the Autonomous Government of Catalonia, the creation of **IrsiCaixa** was a response to the HIV/AIDS crisis.

With Dr. Bonaventura Clotet at the helm, **IrsiCaixa** has evolved into a renowned international institution, uniquely positioned due to its extensive experience in studying the immune system through HIV research. Dr. Clotet also holds the positions of president and founder of the Fight Infections Foundation and serves as the Clinical Director for Infectious Diseases at the Catalan Health Institute (ICS) for the Barcelona Northern Metropolitan Area.

The collaborative hub formed by **IrsiCaixa**, the Fight Infections Foundation and the eight other research centers situated at the Can Ruti Campus cultivates a unique model of cooperation. This environment actively encourages the exchange of knowledge among researchers, healthcare professionals, patients, and community representatives, promoting collaboration and joint advancement in scientific research.

With nearly 30 years of experience in the immune system research, **IrsiCaixa**'s 12 research groups and more than 130 staff members address key challenges in human health across six strategic lines: global infectious diseases (including HIV/AIDS and SARS-CoV-2), emerging infectious diseases, immunopathology, microbiome, cancer, and the development of new therapies and vaccines.

Science embodies perseverance, dedication, and steadfastness. Despite the challenges and demanding efforts required by the onset of COVID-19, and with no respite from the pandemic in sight, **IrsiCaixa** has successfully solidified its research pursuits this 2023. This year has seen significant progress in tackling HIV, combating both COVID-19 and long COVID, exploring new infectious diseases, and expanding studies in cancer, microbiome, neurodegenerative diseases and multidrug-resistant bacteria, among other domains. The team's dedication to maintaining the quality and quantity of our annual work has been outstanding. In 2023, we published 83 articles and actively worked on 116 projects, collaborating with centers around the world. Training and dissemination accompanied our scientific output. We're proud that 7 individuals defended their doctoral theses alongside us this year, and that our findings accumulated an audience of over 30 million people through the media.

In the field of COVID-19, a pivotal moment in 2023 was the approval of the HIPRA COVID-19 vaccine by the European Medicines Agency. The development of this vaccine, with knowledge transfer and guidance from **IrsiCaixa**, marked a significant milestone as the first vaccine to receive standard marketing authorization in the European Union. Throughout the year, **IrsiCaixa** not only continued various projects addressing the pandemic but also played a key role in long COVID research. Notably, **IrsiCaixa** contributed to studies identifying potential factors associated with persistent COVID-19 symptoms and underscored the rarity of recovery from this condition after two years (7.6%). The team also made strides in HIV, with the confirmation of the third documented case of HIV cure after a stem cell transplant globally—the patient from Düsseldorf remaining virus-free after four years without treatment. Beyond current diseases, we also addressed potential infectious threats. In 2023, the European Union allocated over 5 million euros to a study coordinated by **IrsiCaixa** against West Nile Virus, a widespread emerging pathogen. This study adds to our ongoing initiatives in seeking solutions for Syphilis, Respiratory Syncytial Virus, multidrug-resistant bacteria, and numerous other global pathogens.

Our research extended to diseases closely linked to the immune system, a pivotal component of human health and our research. Substantial efforts were dedicated to ongoing research into potential cancer immunotherapies, including those based on vaccines, and understanding the role of the microbiome in various diseases. Recognizing that research should yield tangible societal benefits, **IrsiCaixa** invested significantly in establishing an innovation and transfer department in 2023. This department will collaborate with the clinical management team, IrsiCaixa's Living Lab for Health, communication, and training units, aiming to disseminate, involve, educate, and provide solutions to society.

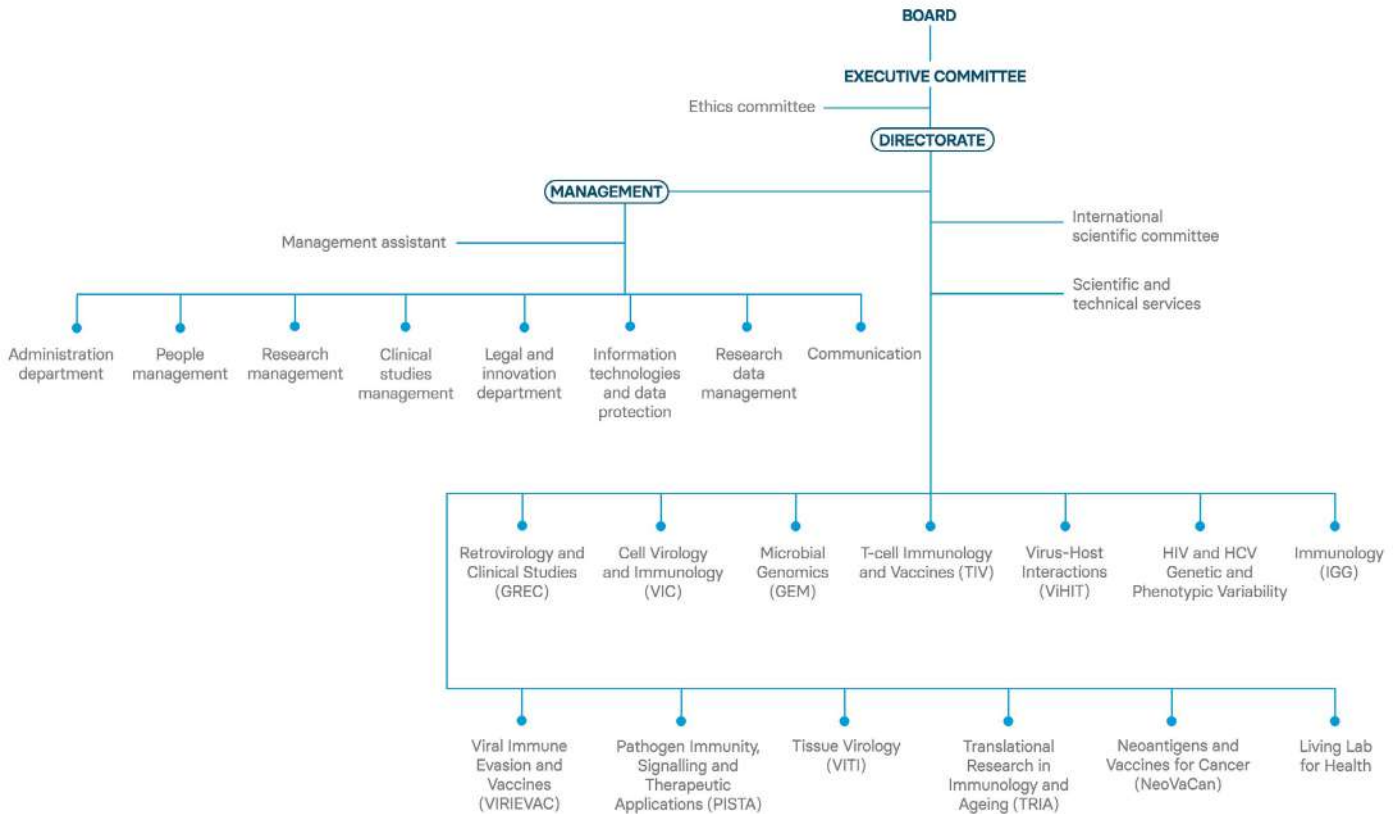
We extend our heartfelt gratitude to the entities and individuals who make **IrsiCaixa** a reality. To “la Caixa” Foundation and the Government of Catalonia for your sustained commitment and support. To the dedicated individuals who are an integral part of our team for your passion, expertise, and tireless efforts. Additionally, we express our appreciation to those who stand by our cause and believe in the importance of our work. Thank you for being the pillars of support that enable us to work in science and make our world healthier and safer.

In memory of Carlos Blázquez, who left us too soon and whose legacy lives on.



**Bonaventura
Clotet Sala**
IrsiCaixa director

Organizational structure



Board

President

Manel Balcells i Díaz

Health Minister of the Autonomous Government of Catalonia

Vice-President

Josep Vilarasau i Salat

Appointee of the Fundació Bancària Caixa d'Estalvis i Pensions de Barcelona "la Caixa" ("la Caixa" Foundation)

Secretary

Marta Casals i Viroque

Appointee of the Fundació Bancària Caixa d'Estalvis i Pensions de Barcelona "la Caixa" ("la Caixa" Foundation)

Members

Xavier Massó i Pérez

Research Deputy Director General of the Department of Research and Universities of the Government of Catalonia

Jordi Barretina i Ginesta

Carmen Cabezas Peña

Jordi Casabona i Barbarà

Montserrat Llavayol i Giralt

Aina Plaza Tesías

Appointees of the Department of Health of the Autonomous Government of Catalonia

Jaume Lanaspá i Gatnau

Ignasi López Verdaguer

Esther Planas i Herrera

Antoni Vila Bertrán

Appointees of the Fundació Bancària Caixa d'Estalvis i Pensions de Barcelona "la Caixa" ("la Caixa" Foundation)

Montserrat Pinyol i Pina

Anna Veiga i Lluch

Appointees of the Board of the Fight Infections Foundation

Vice-Secretary (non board member)

Sara Freire i Garcia

Appointee of the IrsiCaixa board

Organizational structure

Executive Committee

For “la Caixa” Foundation:

Esther Planas i Herrera
President

Marta Casals i Virosque
Secretary

Ignasi López Verdaguer

For the Department of Health of the Autonomous Government of Catalonia:

Jordi Barretina i Ginesta
Jordi Casabona i Barbarà
Montserrat Llavayol i Giralt

Director

Dr. Bonaventura Clotet Sala

Manager

Lourdes Grau Paré

Administration
Arnau Creus Orodea
Cristina Mesa Real
Penélope Riquelme Nevado

Information Technologies
Julián Eslava Campo

International Scientific Committee

Dr. Daria Hazuda

Merck’s Vice President of Infectious Diseases Discovery, Chief Scientific Officer of MRL Cambridge Exploratory Science Center (Massachusetts, USA).

Dr. Daniel Kuritzkes

Professor of Medicine at Harvard Medical School, Director of AIDS Research at Brigham and Women’s Hospital and Co-Director of the NIH-funded AIDS Clinical Trials Group (USA).

Dr. Douglas Richman

Professor of Pathology and Medicine at the University of California San Diego (UCSD) (USA). Director of the Research Center for AIDS and HIV Infection at the VA San Diego Healthcare System and Director of the Center for AIDS Research at the University of California San Diego (UCSD) (USA).

Dr. Gabriella Scarlatti

Head of the Viral Evolution and Transmission Group at the IRCCS Ospedale San Raffaele (Milano, Italy).

Dr. Jonathan Schapiro

Director of the HIV/AIDS Clinic at the National Hemophilia Center (Tel Aviv, Israel).

Dr. Lucy Dorrell

Senior Director of the Infectious Diseases and Clinical Development at Immunocore and professor at the Oxford University (UK).

Dr. Mario Stevenson

Head of the Infectious Diseases Division (Department of Medicine) of the University of Miami (Florida, USA).

Dr. Monique Nijhuis

Associate Researcher of Translational Virology of the Department of Medical Microbiology, University Medical Center (Utrecht, the Netherlands).





Key figures 2023

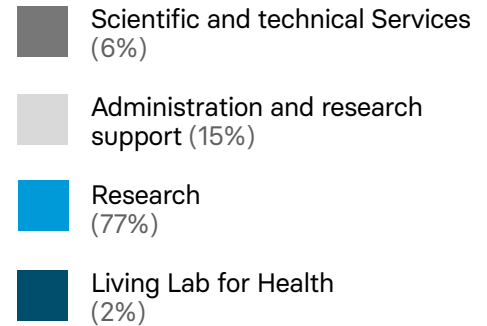
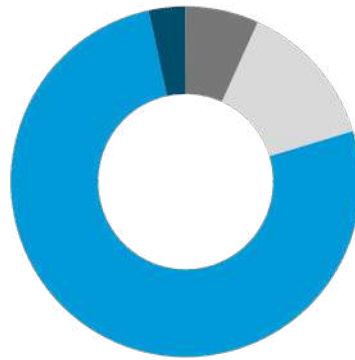
Total staff

129

Sex

67% ♀ 33% ♂

Staff by categories



7 Theses defended in 2023

Principal investigators

Carlos Ávila Nieto
Immunology (IGG)

Eudald Felip Falgàs
Virus-Host Interactions (ViHIT)

Ana Barajas Molina
Cell Virology and Immunology (VIC)

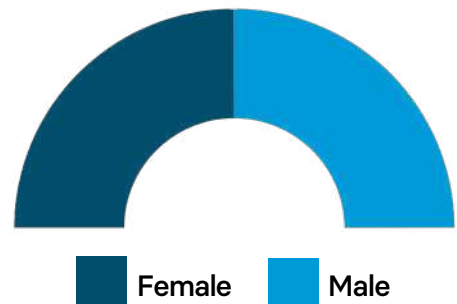
Lucía Gutiérrez Chamorro
Virus-Host Interactions (ViHIT)

Silvia Bernal Santateresa
Retrovirology and Clinical Studies (GREC)

Xabier Muñoz Trabudua
Retrovirology and Clinical Studies (GREC)

Clara Duran Castells
Host Genetics and Cellular Immunity (TIV)

Edwards Pradenas Saavedra
Cell Virology and Immunology (VIC)



Female Male

Projects awarded in 2023

23

14

public

9

private

Active projects in 2023

116

60

coordinated by IrsiCaixa

Publications in 2023

81

777

Impact Factor

Highlights 2023

January

IrsiCaixa participates in the preparation of a document written by health professionals from all over Catalonia comprehensively analysing the current situation of Long Covid in Catalonia.

February

The IciStem consortium, coordinated by **IrsiCaixa**, presents the third case of HIV cure in the world after receiving a stem cell transplant to treat leukaemia.

March

IrsiCaixa contributes to the approval of SARS-CoV-2 vaccine Bimervax by regulatory agents such as the EMA and WHO.

Creation of the first biobank of farm animal organoids in Spain based on a project with the participation of **IrsiCaixa**.



April

IrsiCaixa, together with ICFO, provides new insights on the early stages of HIV infection in the human body.

May

IrsiCaixa designs HIV-like particles that induce an effective immune response in preclinical studies.

June

IrsiCaixa organizes the ninth edition of The Barcelona Debates on the Human Microbiome 2023, one of the most important scientific conferences worldwide in the field of the microbiome.



July

Presenting a first-of-its-kind proof-of-concept study, **IrsiCaixa** demonstrates the prophylactic antiviral potential of beta-cyclodextrins against SARS-CoV-2.

IrsiCaixa designs a new health promotion model for schools.

August

Identification of a new genetic variant that could help control HIV, thanks to an **IrsiCaixa** study.

September

Organization of the 5th Oxford-**IrsiCaixa** meeting.

IrsiCaixa participates in the publication of the 2-year follow-up of the KING cohort studying the clinical features associated with risk of suffering and recovering of Long Covid.

October

The international recognition of the "European Hector Research Award in HIV 2023" was conferred to **IrsiCaixa** researchers for the research carried out on the therapeutic vaccine against HIV.

November

IrsiCaixa researchers emerge as leading figures in the global scientific community, earning recognition in the worldwide list of scientific personnel making the greatest impact through their publications and citations.



December

IrsiCaixa receives 5.7 million euros from the European research programme Horizon-Europe to design therapies to tackle the effects of the West Nile Virus (WNV), an emerging pathogen which lacks treatments and for which there is no human vaccine.

Research groups

Viral Immune Evasion and Vaccines (VIRIEVAC)

PROJECTS AWARDED

Immunemonitoring of T cell responses in SARS-CoV2 vaccine trials

Funding: HIPRA

Participating entities: IrsiCaixa

Starting and finishing date: 08/23-08/24

Principal investigator(s): Julia García Prado

HIV-Open Science

Funding: FECYT

Participating entities: IrsiCaixa, VHIR, UAM, IISGaliciaSur, IBIS

Starting and finishing date: 01/24-01/25

Principal investigator(s): Eva Poveda

Limiting West Nile Virus impact by novel vaccines and therapeutics approaches (LWNVIVAT)

Funding: Horizon Europe

Participating entities: IrsiCaixa, Université Montpellier, Technische Universitaet Braunschweig, Kobenhavns Universitet, Centre de Regulació Genòmica, HIPRA, BSC-CNS

Starting and finishing date: 12/23-11/27

Principal investigator(s): Jorge Carrillo Molina

AWARDS AND ACHIEVEMENTS

Julia García Prado, member of the scientific committee of GESIDA 2023

Julia García Prado, member of the Joint Access Advisory Mechanism (JAAM) for European ATPs

Julia García Prado, granted with the R3 certificate

Raúl Pérez Caballero, member of the training committee at IrsiCaixa

Raúl Pérez Caballero, member of the HRS4R committee at IrsiCaixa

Raúl Pérez Caballero, member of the German Society of Parasitology

Raúl Pérez Caballero, member of the European Federation of Animal Science (EAAP)

Raúl Pérez Caballero, member of the American Society of Tropical Medicine & Higiene

Raúl Pérez Caballero, member of the American Committee of Molecular, Cellular and Immunoparasitology (ACMCIP) Subgroup

Presentation

The VIRIEVAC group focus in the identification of functional boundaries of viral pathogenesis and the role of antiviral T-cell responses to control or eliminate viral infections. From a basic-translational perspective, VIRIEVAC combines virology, cellular immunology, and bioinformatics in the study of virus-immune interactions so as to understand the role played by T-cells in controlling HIV-1 and SARS-CoV-2 infections. Its ultimate goal is, by defining the functional features behind long-term effective cellular immunity against viral infections, to develop innovative immune monitoring tools and immune interventions.

VIRIEVAC research lines during 2023:

— **Immunopathology:** HIV-1 natural extreme phenotypes. Identify viral and host factors associated with natural disease outcomes in HIV-1 infection. The studies focus on cohort studies of HIV disease extreme phenotypes in children and adults associated particularly to viremic non-progressors in the last years.

— **Global infections:** persistence, remission, and HIV cure. Delineate the functional boundaries of antiviral CD8+ T-cell responses in HIV infection to control or eradicate the reservoir. This line of research aims to characterize the mechanisms of CD8+ T-cell immune dysfunction/exhaustion both in active and latent infection as a significant barrier to HIV remission and cure. This research line aims to characterize the mechanisms underlying immune dysfunction/exhaustion in PLWH on ART and identify targets to design innovative immune therapeutics and advance towards preclinical studies.

— **SARS-CoV2 cellular immunity:** characterize T-cell responses against SARS-CoV-2 elicited by infection and vaccination from immune monitoring studies to the functional characterization of peptide-specific CD4+ and CD8+ T-cell responses. Also, we are working to characterize the potential impact of cellular immunity in Neurocognitive disorders in individuals with Long-Covid disease.

2023 milestones

Milestones in 2023 within IrsiCaixa's strategic lines were as follows:

— **Immunopathology:** HIV-1 natural extreme phenotypes. Studies of virological and host factors associated with natural control of the infection in viremic non-progressors (VNPs). This collaborative project between IrsiCaixa and the University of Oxford has expanded to the study of a rare small group of pediatric VNPs. This line of research extend the collaboration with our partners in South Africa has led to a publication this year (Vieira et al, JCI insight 2023) and future collaborative projects.

— **Global infections:** persistence, remission, and HIV cure. This research line has been successful and in continuous expansion during this year. This line of research is currently funded by several projects lead by Dr Prado (PI22/01120, RECOVIR) and ongoing funded project through la Caixa Health Research program (HR20-00218). This line of research has provided the identification of immune alterations in T cells in PWH on ART published this year (Blanch-Lombarte et al, Elife 2023). These findings have provided the rational developed several prototypes tested this year in preclinical models based on LCMV infection in mouse. These studies are ongoing. These studies materialized in a publication (Blanch-Lombarte et al, Elife 2023), a poster at CROI23 and an oral presentation at SCI and 2 posters in GESIDA and invited talks. This line of research has led to successful national and international

6 Peer review publications in international scientific journals



Principal Investigator
Julía García Prado

Postdoc researchers
 María Lázaro Díez
 Raúl Pérez Caballero

Research technicians
 Ruth Peña Poderós

Predoc researchers
 Laia Bernad Rosa
 Miguel Marín López
 Eudald Vehí Piqué

Bioinformatician
 Gabriel Felipe Rodríguez Lozano

collaborations that are ongoing (Buzon’s Lab, VHIR, Barcelona; Martin-Gyo Lab, UAM, Madrid; Sekalys Lab, Case Western USA, African Health Research Institute, Klooverpris Lab, South Africa).

— **SARS-CoV2 cellular immunity.** VIRIEVAC have continued working in the assessment of the cellular immune response to SARS-CoV-2 infection through the development of immune assays (ELISpot and flow-cytometry). Virievac is characterizing CoV-2 T cell responses in multiple study groups in the context of natural and vaccine induce immunity in the context of vaccine clinical trials and cohort studies (the King and the Prohepic19 cohorts). During this year we have ongoing several funded calls (SLT021/21/000038, SLT021/21/000055, CORONA-01/101046118_RBDCOV) and we have been leading the WP5

for immunemonitoring of immune responses in vulnerable populations, mainly people with immunodeficiencies and adolescents in the context of HH4 and HH3 clinical trials. These studies materialized in 3 publications (Porru S et al, JEpiGH, Corominas et al, Lancet Reg Health, Barreiro et al, iScience), poster (CROI23), an oral presentation at SCI and invited talks. This line of research has led to successful national and international collaborations and strength our R&D contracts.

Perspectives for the future

— **Consolidate ongoing research lines with the following objectives:**

1) to identify immunological signatures associated with dysfunctional antiviral

responses, 2) to advance preclinical studies for candidate prototypes for novel HIV Cure immunotherapeutics, and

2) to characterize SARS-CoV-2 protective and long-term T-cell immunity for immune monitoring and vaccine development and novel vaccine design.

3) to increase and strength our internationalization through new alliances and collaborations with research groups of excellence across Europe, EEUU and Africa in the search of new projects and European funding opportunities.

Microbial Genomics (GEM)

Presentation

Our group aims to achieve a better understanding of the microbiological determinants of immune regulation in health and disease. This knowledge will enable the development of novel microbiome-based biomarkers to clinically stratify patients and of microbiome-based therapies that prevent, improve or even cure HIV and other immune-mediated diseases. Our work relies on next-generation sequencing techniques and big data analysis. Thanks to our expertise and knowledge of infectious diseases, we were able to respond to the COVID-19 health emergency and contribute to SARS-CoV-2 research.

1. Role of the gut microbiome in HIV infection prevention, pathogenesis and cure.

We study: **a.** Gut microbiome influence on adequate immune reconstitution, HIV-1 replication control and HIV-associated chronic inflammation reduction in people living with HIV (PLWH). **b.** Human microbiome ability to boost the efficacy of HIV immunotherapy and cure strategies. **c.** The ability of specific mucosal microbes to protect humans from HIV infection. We identify: **a.** Human microbiome-derived biomarkers that enable stratification of HIV-infected individuals for research and clinical purposes. **b.** Novel microbiome-based concepts to improve the health of PLWH and prevent HIV-1 infection. We are developing: **a.** Cloud-based software tools to enable massively sequenced data analysis and interpretation for HIV resistance (paseq.org) and microbiome analyses. **b.** A gut-on-a-chip device to evaluate the mechanistic effects of the microbiota on the immune system, in collaboration with the National Microelectronics Centre (CNB).

2. Role of the gut microbiome in other immune-mediated diseases.

a. In collaboration with the Vall d'Hebron Institute of Oncology (VHIO), research into the role of the gut microbiome in the natural history of colorectal and small gut neuroendocrine cancer. **b.** In collaboration with the ACE foundation, research into human microbiome influence on the pathogenesis of Alzheimer disease. **c.** In collaboration with the Esther Koplowitz Research Center (CEK), research into the role of the gut microbiome in the progression of skin melanoma.

3. Public health approaches to the global HIV drug resistance epidemic.

a. In collaboration with the WHO ResNet group and partners in Africa, development and evaluation of strategies to contain emerging HIV drug resistance and maximize ART efficacy in resource-limited settings. **b.** In collaboration with WHO Europe, integration of HIV, TB and HCV diagnostics and care in Europe as our contribution to the European Laboratory Initiative. **c.** As members of the IAS-USA group, determination of key drug resistance mutations to be used for clinical management worldwide. **d.** Contribution to the development of global WHO ART treatment guidelines.

4. Translational research in COVID-19 therapeutics and virus sequencing.

a. Roger Paredes: Spanish National Coordinator of seminal NIH/NIAID-funded randomized clinical trials to define current hospital care standards for COVID-19 and leader of clinical research into COVID-19 treatments and treatment strategies for hospitalized patients and outpatients. **b.** Marc Noguera: Coordinator for the development of SARS-CoV-2 sequencing capacities and for strategic collaboration with Germans Trias i Pujol University Hospital for epidemiological tracking of SARS-CoV-2 variants of concern.

2023 milestones and perspectives for the future

1. Microbiome. **a.** Description of gut microbiome signatures of HIV vaccine response from a small pilot clinical trial (published as Borgognone et al, 2022, Microbiome). Relative abundance of specific bacterial classes are associated to improved immunological response to HTI-based HIV vaccines and viremia control in a small-sized clinical trial. **b.** Description of the effects of probiotic/prebiotic intake for immune recovery in immune discordant HIV patients (published as Blazquez-Bondia et al, 2022, Frontiers in Immunology). The intake of probiotics/prebiotics slightly improved inflammatory markers and immune parameters in a double-blind, randomized clinical trial, showing



Principal Investigator
Roger Paredes Deiros

Senior research scientists
 Maria Casadellà Fontdevila
 Marc Noguera Julian

Postdoc researchers
 Alessandra Borgognone
 Aleix Elizalde Torrent

Predoc researcher
 Carlos Blázquez Bondia

Data steward
 Francesc Català Moll

Research technician
 Mariona Parera Sallent

subtle effects on the composition of the gut microbiome. **c.** Appointment by the Canadian Institutes of Health Research as co-PIs of an international team undertaking two projects to understand the vaginal microbiome's role in women's health, vaccine responses, antiviral metabolism and cervical cancer. **d.** Early-stage development of a gut-on-a-chip device to evaluate the mechanistic effects of the microbiota on the immune system. **e.** Organization of the Barcelona Debates on the Human microbiome, Barcelona,, 2022.

2. Global HIV. a. Roger Paredes (since 2015): member of the WHO HIV Drug Resistance Steering Group, responsible for developing a global strategy to tackle the emergence of resistant HIV-1. **b.** Advisors to the WHO European Laboratory Initiative TB, HIV and HCV Core Group, responsible for delineating

the European strategy for integrated HIV, TB and HCV diagnostics and care in Europe. **c.** Participation in the drafting of the WHO ART treatment guidelines 2020, recommending dolutegravir for the first time as a first-line treatment for all infected people, including pregnant women (representing a major paradigm shift in the global fight against HIV infection). **d.** Participation in updating the WHO ART treatment guidelines.

3. COVID-19. Four manuscripts published in the New England Journal of Medicine, with Roger Paredes as co-author or corporate (ACTT-2 Study Group) co-author: **a.** Early clinical evidence that remdesivir is effective in treating COVID-19 in humans (Beigel et al., 2020: Remdesivir for the Treatment of Covid-19 – Preliminary Report). **b.** Confirmation and extension of the preliminary report on remdesivir and COVID-19 (Beigel et

al., 2020: Remdesivir for the Treatment of Covid-19 – Final Report). **c.** Evidence that baricitinib plus remdesivir is more effective and safer than remdesivir alone in reducing recovery time and accelerating clinical improvement, especially among patients requiring high-flow oxygen or non-invasive mechanical ventilation (Kalil et al., 2021: Baricitinib plus remdesivir for the treatment of hospitalized adults with COVID-19). **d.** Efficacy is not demonstrated for the neutralizing monoclonal antibody LY-CoV555 administered with remdesivir in hospitalized COVID-19 patients without end-organ failure (Lundgren et al., 2021: A neutralizing monoclonal antibody for hospitalized patients with COVID-19. Preliminary report of a randomized trial by the ACTIV-3/TICO LY-CoV555 study group).

T-cell Immunology & Vaccines (TIV)

PROJECTS AWARDED

Security and Impact of DASATINIB on Viral Persistence and Inflammation in Chronic HIV-Infected Patients on Antiretroviral Treatment (BCN04-DASA)

Funding: MICINN

Participating entities: IrsiCaixa, Lluita, IGTP, Centro Nacional de Microbiología

Starting and finishing date: 01/23-12/26

Principal investigator(s): Beatriz Mothe Pujadas

Multi-omic understanding of the transformed host T-cell response to HIV following therapeutic vaccination

Funding: NIH

Participating entities: IrsiCaixa, University of California

Starting and finishing date: 05/23-05/28

Principal investigator(s): Christian Brander

AWARDS AND ACHIEVEMENTS

Beatriz Mothe Pujadas, awarded with the European Hector Research Award in HIV 2023 for the research carried out on the therapeutic vaccine against HIV.

Presentation

A critical component of the immunity against the acquisition of viral infections is a strong, pathogen-specific cellular immune response. Over the last years, we have determined the characteristics of this arm of the host immune responses to different viral pathogens, including HIV and SARS-CoV-2. We have also translated these insights into a therapeutic vaccine candidate that has reached successfully phase 2 clinical testing. While this remains a strong focus of our work and includes COVID-19 and monkeypox vaccine trials in individuals with acquired or inborn immune deficiencies, we have become increasingly interested in the molecular pathways that regulate this cellular immunity in different patient populations and which can be mediated by mechanisms governing cell differentiation, immune checkpoints and epigenetic processes. Our study populations include people with early HIV infection, controlled and uncontrolled HIV disease, as well as people with or without HIV infection that received solid organ transplants. In particular, we have set out to understand the epigenetic mechanisms involved in neurological manifestations of Long-Covid-19. In our investigation, we also include individuals that have been diagnosed with virus driven cancers, such as EBV lymphoma (Epstein-Barr Virus) or HPV-derived cancers (Human Papillomavirus), as well as individuals of advanced age who often show a gradual decline of immune competence. To track virus-specific T cell responses in different compartments, including the CNS, our work also includes the analysis of the T cell receptor repertoires in the cellular immune responses against the different viruses. Our emerging data have helped to start characterize the molecular ontogeny of T-cell immune responses and understand the transcriptional programs of these cells that are under tight epigenetic control. These insights offer novel approaches for therapeutic interventions and identify druggable targets that we aim to develop in order to potentiate immune-based therapeutic strategies for the prevention or treatment of viral infections and virus-driven cancers.

2023 milestones and perspectives for the future

During 2023, we have showcased the emerging results from the AELIX-003 clinical trial which combined a therapeutic vaccine (HTI) and the TLR9 ligand Vesatolimod. The data presented at CROI 2023 confirmed the observations in the earlier AELIX-002 study and demonstrate that HTI-specific,

8 Conferences in which group members gave invited talks

12 Publications from the group

13 Ongoing projects



vaccine-induced T cell responses are critical for the sustained reduction in viral replication. We have also continued the immune monitoring of the participants in the **IrsiCaixa** sponsored trial BCN-03. The BCN-03 trial is the first trial to combine potent T- and B-cell vaccines in the therapeutic setting and was completed at the end of 2023, with first immune results expected for mid 2024. In all these clinical trials, we are also exploring the role of the microbiota on the vaccine-induced immune responses and have been able to show, in the mouse model, how modulation of the microbiota prior to vaccination impacts the vaccine T cell immunity and, in humans, how the microbiota composition may predict virus control after vaccination. In fact, a recently published study (Elizalde-Torrent, 2023) shows that the depletion of the gut microbiota did not result in significant differences in the magnitude or breadth of the immunogen-specific IFN T-cell response after vaccination. However, we observed marked changes in the serum levels of four cytokines after vaccinating microbiota-depleted animals, particularly a significant reduction in IL-22 levels. Interestingly, the level of IL-22 in serum correlated with the abundance of Roseburia in the large intestine, providing a link between microbiome and adaptive immunity.

Within the European Horizon 2020 EPIVINF project, we published interesting data on the involvement of the vagus nerve in the COVID-19 pathology. These findings are of high relevance as long lasting COVID-19 condition (PCC) is a disabling syndrome affecting at least 5%-10% of subjects who survive COVID-19, among them individuals with

a large range of PCC symptoms, such as dysphonia, dysphagia, dyspnea, dizziness, tachycardia, orthostatic hypotension, gastrointestinal disturbances, or neurocognitive complaints. In these settings, the vagus nerve dysfunction may play a pivotal role and treatment strategies that target vagus nerve function may provide urgently needed relieve. Within the same project, we have made further progress in establishing small animal models that can recapitulate some of the COVID-19 symptomology, especially neuro-dysfunction.

We have also been able to further identify potential markers of disease control in the HIV setting, particularly also in individuals with HIV associated neurological disease. For this, we looked in samples from the BCN02 clinical trial and characterized longitudinal plasma proteomes in trial participants who did or did not control viral replication after stopping anti-HIV treatment. Inflammatory plasma proteomes in these participants identified CD33/Siglec-3 as a plasma marker with the ability to discriminate between

controllers and non-controllers at all study timepoints, even before initiating vaccination. Interestingly, adding an anti-CD33 antibody to in vitro virus cultures significantly reduced HIV-1 replication and proviral levels in T cells and macrophages, suggesting that CD33 could serve as a novel target to interfere with viral replication, while also having beneficial effects on neurofunction, as evidenced by data from pre-clinical models of Alzheimer's disease that employ CD33 targeting.

Finally, also in 2023, we initiated a study to compare immune responses to Monkeypox infection up to 6 months after infection in people without HIV (PWoH) and with HIV (PWH) co-infection, to better understand the role of host immunity on disease severity and viral clearance dynamics. Interestingly, both groups had similar clinical severity and time to MPXV clearance in skin lesions, however antibody titers declined more rapidly in PWH possibly reducing their immunity and protection from reinfection.

Principal Investigator
Christian Brander

Senior research scientists
Beatriz Mothe Pujadas
Àlex Olvera van der Stoep
Cristina Peligero Cruz
Marta Ruiz Riol
Sandra Silva Arrieta

Bioinformatician
Lluís Revilla Sancho

Cohort coordinator
Josep Coll Verd

Postdoc researcher
Sonia Villanueva Hernández

Predoc researchers
Clara Duran Castells
Igor Moraes Cardoso

Senior research technician
Samandhy Cedeño Briceño

Research technician
Tuixent Escribà Bel

Virus-Host Interactions (ViHIT)

PROJECTS AWARDED

Juan Rodés Fellowship

Funding: ISCIII

Participating entities: IrsiCaixa, ICO-IGTP

Starting and finishing date: 07/23-12/28

Principal investigator(s): Eudald Felip Falgàs

New Immunotherapeutic Opportunities in Metastatic Breast Cancer: CDK4/6 Inhibitors and Their Impact on the Immune System

Funding: Complementary Plans of Biotechnology Applied to Health (MICINN, NextGenerationEU)

Participating entities: IrsiCaixa, IGTP, IIS Biocruces Bizkaia

Starting and finishing date: 01/23-12/24

Principal investigator(s): Ester Ballana Guix

Development of an artificial intelligence model based on radiomics to predict tumor immune microenvironment (TME) and immune response in triple-negative breast cancer

Funding: Gilead

Participating entities: IrsiCaixa, ICO-IGTP

Starting and finishing date: 11/23-12/25

Principal investigator(s): Ester Ballana Guix, Mireia Margelí Vila

AWARDS AND ACHIEVEMENTS

Lucía Gutiérrez-Chamorro, awarded with excellence for her PhD thesis entitled *Evaluation of SAMHD1 role as a predictive and prognostic biomarker in solid tumours: deciphering its function in innate immune signalling* (UAB)

Eudald Felip, awarded Summa cum laude for his PhD thesis entitled *Identification of biomarkers in metastatic RH+/HER2- breast cancer under treatment with cyclin-dependent kinase 4/6 inhibitors* (UAB)

Eudald Felip, granted with a Juan Rodés contract

Edurne Garcia-Vidal, awarded with a fellowship to attend EACS 2023 in Warsaw

Sara Cabrero de las Heras, member of the Can Ruti Women in Science group

Presentation

Our research focus is the study and characterization of innate immune system activation mediated by nucleic acid metabolism and its role in different human diseases characterized by an imbalance in intracellular nucleic acid metabolism, such as viral and non-viral infections, inflammatory diseases or cancer, with a view to developing new therapeutic strategies. Our group is currently working on two main research lines:

1. Identification and characterization of cellular factors in persistent viral infections. We have been working in the characterization of virus-host interactions at different stages of virus replication, focusing especially on describing innate immune pathways and modulators that impact HIV-1 replication and respiratory infections as SARS-CoV2 and more recently, influenza. In the field of HIV, we are specially interested in targeting latent HIV reservoirs, one of the main roadblocks for advancing towards an HIV-1 cure. Indeed, emerging evidence suggests that modulation of innate immune stimulation could impact viral latency and contribute to the clearing of HIV reservoir. Thus, we have been focusing on the latency reactivation capacity of a distinct innate immune modulators, including JAK and TBK inhibitors. Specifically, we have characterized a subclass of selective JAK2 inhibitors was characterized as a potential novel therapeutic strategy for HIV-1 cure, demonstrating significant HIV reactivation capacity through the modulation of IRF7. Overall, our data represent a promising step towards HIV eradication by demonstrating the potential of innate immune modulation for reducing the viral reservoir through a novel pathway driven by IRF7. Moreover, based on robust and versatile in vitro models capable of high-throughput testing of antiviral compounds, we have been able to identify a group of compounds that through the modulation of innate immune response exert potent antiviral activity against respiratory viruses. In this scenario, we have also expanded the tools and types of viruses available for in vitro studies, including herpesviruses, papillomaviruses and influenza viruses. Since April 2020, our group has also focused on understanding SARS-CoV-2 infection and its associated pathogenesis, by developing sensitive and reproducible methods for the quantification of SARS-CoV-2 viral load in COVID-19 patients and tissues from distinct animal models has been developed. Ongoing work also includes elucidating the role of the innate immune response in COVID-19 pathogenesis and deciphering and characterizing early events that might determine infection outcomes, with particular interest in cellular proteins that might be important for the development of broad spectrum agents that can be used as new therapeutic strategies against viral infections.

2. Immune cell function in cancer: mechanisms, biomarkers and immunotherapeutic opportunities. Cancer immunotherapy —the science of mobilizing the immune system to kill cancer— has taken a center stage in oncology in the past few years, with unprecedented progress in clinical responses, rapid drug development, and first-in-kind approvals. However, despite the successful application of cancer immunotherapy across a broad range of human cancers, only a minority

2 PhD thesis presented

6 Funded competitive contracts for researchers ongoing

9 Published papers

of patients from specific subgroups of tumors experience life-long durable benefits and most of the patients do not respond or eventually relapse. In close collaboration with ICO-Badalona and B-ARGO research team, we work to contribute to a better understanding of breast cancer complexity in general, but specifically to the interactions between tumor and host immune cells, by using high-resolution transcriptomics and further investigation and validation of the underlying molecular mechanisms in in vitro immune-organoid models. Our multidisciplinary research team brings together a group of healthcare professionals from different fields, including immunology, molecular biology, medical oncology, pathology, genomics and computer science, all focused on the generation of novel and disruptive knowledge on tumor-immune cell crosstalk and explore their translation into the clinical practice by looking for their applicability into novel treatments.



2023 milestones

Our group achieved the following milestones:

— **Development of novel and versatile in vitro tools for in depth characterization of immune function.** We have developed and validated novel in vitro models for the in depth characterization of immune cell function across distinct disciplines, from non-clonal models of HIV persistence to 3D immunology culture models for breast cancer research, among others.

— **Advances in research into viral infections.** We have expanded the number of tools and types of viruses readily available for the characterization of virus-host interplay. Indeed, in collaboration with Dentaid we evaluated the use of mouthwashes containing cetylpyridinium chloride (CPC) as a tool to reduce, in cell cultures, up to 100 times the infection capacity of herpes simplex type 1 (HSV-1).

— **Identification and validation of prognostic and predictive biomarkers in cancer patients.** In collaboration with Breast Cancer Unit of B-ARGO research team, we have characterized immune cell function in a cohort of breast cancer patients treated with CDK4/6 inhibitors. Since 2018, our group in collaboration with Dr. Miregia Margelí team has been recruiting patients with metastatic breast cancer diagnosis that were scheduled for starting treatment

with CDK4/6 inhibitors, currently involving a cohort of 113 patients with available tumor biopsies and longitudinal blood samples. Initial characterization of the cohort, (funded by ISCIII-FIS, PI21/00642) resulted in the identification of important differences in expression of immune checkpoint molecules both in circulating CD4+ and CD8+ T lymphocytes, associated to disease progression. Similarly, the evaluation of plasma cytokine and inflammation markers also identified the existence of immune-mediated processes that determine CDK4/6 inhibitors efficacy, overall suggesting that immune cell dysfunction before treatment initiation is the main factor determining treatment failure. More importantly, evaluation of gene expression in tumor biopsies also identified enhanced expression of similar immune cell signatures in patients that do not response to therapy. These results allowed us to propose a group of intrinsic immunologic characteristics that influence immune system capacity to respond to anticancer immunomodulatory agents.

Principal Investigator Ester Ballana Guix

Senior research scientists

Roger Badia Córcoles
Eva Riveira Muñoz

Postdoc researchers

Sara Cabrero de las Heras
Edurne García Vidal

Predoc researchers

Ignasi Calba Iñiguez
Ifeanyi Jude Ezeonwumelu
Eudald Felip Falgàs
Lucía Gutiérrez Chamorro

Perspectives for the future

Our goal is to develop new and more effective therapeutic strategies to fight viral infections and cancer. Studies of host-virus interactions will continue, based on the inhibition of key interactions between viral and cellular targets, so as to establish mechanisms of action, determine the role played by cellular factors in different viral replication stages and evaluate new therapeutic targets.

Thanks to fruitful collaboration with B-ARGO, the identification and validation of prognostic and predictive biomarkers in patients with cancer will enter a new phase focused on in-depth study of breast cancer cohorts by single cell transcriptomics and TCR sequencing. Moreover, we have started the development of immuno-organoids containing autologous tumor and immune cells from patients, with the aim to provide novel tools and expertise for the study of immune function in breast cancer.

Retrovirology & Clinical Studies (GREC)

Presentation

The current scientific interests of our group focus on characterising the immuno-virological mechanisms of viral pathogenesis in human diseases, including HIV-1, Ebola virus, SARS-CoV-2, arenaviruses and syncytial respiratory virus. Our programme has a translational character with the aim of investigating potential new viral therapeutic strategies through basic and applied research. We work closely with other [IrsiCaixa](#) research groups and with national and international biomedical institutes, focusing on three priority areas in HIV research: HIV cure, viral pathogenesis mediated by dendritic cells and extreme HIV infection phenotypes.

PROJECTS AWARDED

Security and Impact of DASATINIB on Viral Persistence and Inflammation in Chronic HIV-Infected Patients on Antiretroviral Treatment (BCN04-DASA)

Funding: MICINN

Participating entities: [IrsiCaixa](#), Lluita, IGTP, Centro Nacional de Microbiología

Starting and finishing date: 01/23-12/26

Principal investigator(s): Beatriz Mothe Pujadas

Analysis of Endocytic Mechanisms Triggered by CD169 in Myeloid Cells and Its Contribution to Viral Dissemination

Funding: MICINN-AES

Participating entities: [IrsiCaixa](#)

Starting and finishing date: 09/23-08/26

Principal investigator(s): Javier Martínez-Picado, Patricia Resa-Infante

Multi-OMICS identification and validation of mechanisms triggered by Immune interventions aimed at reducing the size of the replication competent Reservoir

Funding: NIH

Participating entities: [IrsiCaixa](#), Emory University, Ghent University

Starting and finishing date: 07/23-04/28

Principal investigator(s): Javier Martínez-Picado

Characterization and Rehabilitation of Post-COVID-19 Condition in Pediatric Population

Funding: philanthropy

Participating entities: [IrsiCaixa](#), IGTP

Starting and finishing date: 09/23-08/28

Principal investigator(s): Sara Morón López

Impact and viability of a novel mass PCR testing method as a pandemic-fighting strategy

Funding: Horizon Europe

Participating entities: [IrsiCaixa](#)

Starting and finishing date: 04/23-11/26

Principal investigator(s): Javier Martínez-Picado

AWARDS AND ACHIEVEMENTS

Silvia Bernal Santateresa, awarded Summa cum laude for her PhD thesis entitled *A new therapeutic approach to reduce viral persistence, immune activation, and inflammation in people with HIV-1 on antiretroviral therapy* (UVic-UCC)

Xabier Muñiz Trabudua, awarded Summa cum laude for his PhD thesis entitled *The potential role of Siglec-1 receptor as a therapeutic target against dendritic cell mediated dissemination of enveloped viruses* (UAB)

Cristina Gálvez Celada, former predoc researcher of the GREC group, awarded best doctoral thesis by the UAB

2023 milestones

1. Understanding viral persistence to tackle HIV cure strategies. We evaluate the persistence of replication in the presence of effective antiretroviral treatment, study the location of viral reservoirs and their consequences, and work on clinical studies focused on the development of therapeutic interventions aimed at reducing these reservoirs and achieving drug-free immune control of HIV. Our group co-leads the first consortium of allogeneic stem cell transplantation in HIV patients (IciStem), a project that has resulted in the second and third case in the history of HIV remission in the absence of antiretroviral treatment, and participates in an NIH-sponsored study to reverse immune dysfunction for HIV-1 eradication.

2. Extreme phenotypes of HIV infection (rapid progressors, exceptional natural controllers, viremic non-progressors, exposed uninfected, and pediatric populations). We evaluate the immune- virological features involved in these profiles that may contribute to the understanding of the pathogenesis of the infection and their application in new therapeutic, diagnostic and personalised patient follow-up strategies.

3. Dendritic cell-mediated HIV pathogenesis. We base our work on our discovery of the recognition axis between viral gangliosides and their receptor CD169/Siglec-1, as well as its role in viral spread and the design of therapeutic strategies that can take advantage of this mechanism. This research has been explored in the context of HIV-1, Ebola/Marburg virus, Lassa virus and SARS-CoV-2.

4. SARS-CoV-2 and COVID-19. We collaborate in projects that include the interaction between the virus and the host through immuno-genomic studies of cases of severe disease, the capacity of exosomes to transport viral antigens, the use of CRISPR to identify potential cellular factors relevant to virus replication, the development of lung/brain organoid models and endothelial organ-on-a-chips to study potential antiviral and anti-inflammatory therapies, and the long-term effects of the disease in paediatric patients.

14 Ongoing research projects

18 Peer-reviewed scientific publications

+20 Presentations in scientific conferences



Principal Investigator
Javier Martínez-Picado

Senior research scientists
 Jakub Chojnacki
 Sara Morón López
 M^a Carmen Puertas Castro
 Patricia Resa Infante
 Maria Salgado Bernal

Postdoc researcher
 Silvia Ribó Gené

Predoc researchers
 Ángel Bayón Gil
 Silvia Bernal Santateresa
 Gerard Campos Gonzalez
 Irene González Navarro
 Jon Izquierdo Pujol
 Fernando Laguía Nueda
 Xabier Muñiz Trabudua

Research stician
 Víctor Urrea Gales

Bioinformatician
 Lidia Garrido Sanz

Senior research technician
 Patricia Piñol Jurado

Research technicians
 M^a Carmen García Guerrero
 Gisela Zamorano García

Perspectives for the future

- Finding mechanisms to revert the immune dysfunction induced by HIV infection in people on stable antiretroviral therapy: a path for HIV eradication.
- Multiomics identification and validation of mechanisms triggered by immune interventions aimed at reducing the size of the replication competent reservoir.
- Deepening the characterization of the persistent HIV-1 antigen production in people with HIV on stable antiretroviral therapy and its central role in inflammation and chronic immune activation.
- Discovery and preclinical approach to eliminate the HIV-1 latent reservoir by using novel anti-CD4 chimeric antigen receptor T cells.
- Discovery and preclinical approach of novel HIV-1 RNA biogenesis inhibitors

- based on disrupting the RRE-Rev ribonucleoprotein.
- Modulating viral splicing as a strategy to cure HIV.
- Exploring the role of virus-host interactions in extreme HIV-1 infection phenotypes, including viremic non-progressors, whose immune system is not damaged by high levels of viremia, and HIV-1 exposed non-infected people.
- Dissecting CD169-mediated endocytic mechanisms in myeloid cells and their contribution to virus dissemination.
- Preclinical studies of the efficacy of humanized CD169 monoclonal antibodies with capacity to block HIV-1, Ebola virus, and SARS-CoV-2 transmission via myeloid cells.
- Designing nanocarriers that specifically target CD169 in myeloid cells as a mechanism to deliver drugs and immunogens.
- Designing nanotechnological devices

- based on the binding capacities of CD169 to capture enveloped viruses as well as extracellular vesicles.
- Development of a new cutting-edge mass PCR testing as a pandemic-fighting strategy: technological development, population-based implementation, epidemiological relevance and socio-economic impact.
- Investigation of the human genetic and immunological determinants of the clinical manifestations of SARS-CoV-2 infection: towards personalised medicine.
- Analytical and predictive value of brain organoids to investigate the neurodegeneration triggered by SARS-CoV-2.
- Unravelling the biological mechanisms causing long COVID in the pediatric population.

HIV and HCV Genetic and Phenotypic Variability

Presentation

The research interests of our group are focused in understand the molecular mechanisms implicated in human virus pathogenesis. In the last two decades, we have being studying how the genetic variability of HIV-1 and HCV has influenced virus pathogenesis, immunogenicity and response to antiviral therapy (reviewed in Martinez and Franco, *Viruses* 2021a; Martinez, *Viruses* 2021b). Recently, we have explored how synonymous codon mutations impact HIV-1 protein expression and virus replication capacity. Codon or codon pair biases and HIV-1 RNA dinucleotide frequencies (e.g. CpG/UpA) affect host innate response, virus latency and pathogenesis (reviewed in Jordan-Paiz, Franco and Martinez, *Frontiers in Microbiology* 2021). In relation to our work with HCV, we are quantifying the levels of plasma circulating microRNAs (miRNAs) as biomarkers of liver disease progression in HIV-1 and/or HCV infected patients (reviewed in Martinez, Tural and Franco *Viruses* 2022). miRNAs are predicted to regulate over half of the human transcriptome. The lack of available biomarkers for diagnosing and predicting different stages of liver disease (e.g., NAFLD and NASH) is currently one of the main challenges that clinicians are facing. Lastly, we have explored the specific circulating miRNA signature in hospitalized patients infected with SARS-CoV-2 (reviewed in Martinez *Drug Discovery Today* 2022; Martinez *Frontiers in Microbiology* 2022).

2023 milestones

1. Synonymous genome recoding of HIV-1. Synonymous replacement of CpG dinucleotides in the HIV-1 envelope (env) coding region has been correlated with evasion of the antiviral activity of the zinc-finger antiviral protein (ZAP). To explore the effect of depleting HIV-1 env CpG dinucleotides by synonymous substitution on ex vivo viral replication capacity, we eliminated 11 env CpG dinucleotides through synonymous substitutions in the CXCR4-tropic HXB2 strain (Jordan-Paiz, Franco and Martinez *Virus Research* 2022). We have studied the genetic stability and evolution of the former variant and other env synonymous variants in MT-4 cells and ZAP depleted 239T cells. We aimed to explore whether the synonymous sequence space influences HIV-1 evolution. Our results demonstrate that the frequency of CpGs in the HIV-1 env region delineates the evolution of its mutant spectrum (Franco, Jordan and Martinez, manuscript in preparation). Intriguingly, we have also found that ZAP cell depletion significantly impacts the cytoplasmatic miRNA repertoire (Franco and Martinez, manuscript in preparation).

2. miRNAs as disease biomarkers and antiviral targets. We previously recognized three plasma circulating microRNAs (miRNAs)—miR-100-5p_iso3p-2, miR-122-5p, and miR-192-5p—that correlate largely with liver fibrosis evolution in human immunodeficiency virus type 1 (HIV-1)/hepatitis C virus (HCV) co-infected patients (Franco et al *AIDS* 2021a). Similarly, we previously demonstrate that single nucleotide polymorphisms (SNPs) in PNPLA3, ADAR-1 and IFIH1 are associated with advanced liver fibrosis in patients co-infected with HIV-1/HCV (Franco et al *AIDS* 2021b). To evaluate the impact of functional SNPs on the plasma levels of miRNAs, we have evaluated the association between miRNA plasma levels and three SNPs in PNPLA3/rs738409, ADAR-1/rs1127313 and IFIH1/rs1990760 in our cohort of HIV-1/HCV co-infected individuals. Notably, our results demonstrate that SNPs affect circulating plasma levels of miRNAs. These results indicate that a genetic background can modify the biomarker value of a particular miRNAs independently of the individual disease stage (Franco and Martinez submitted 2023).

3. To determine whether circulating plasma miRNAs can be possible biomarkers of COVID-19 inflammation, coagulation, lung disease and other organ disease progression (reviewed in Martinez *Frontiers in Immunology* 2021; Martinez and Franco *Hepatology Communications* 2021), we performed large-scale deep sequencing analysis of small RNA expression on plasma samples from SARS-CoV-2 infected patients with COVID-19. Our results indicate that there are circulating miRNA directly involved with SARS-CoV-2 infection and may be used as an effective biomarker of COVID-19 severity (Franco et al submitted 2023).



Principal Investigator
Miguel Ángel Martínez de la
Sierra

Senior research scientist
Sandra Franco Cirera

Cell Virology & Immunology (VIC)

PROJECTS AWARDED

Development of an ACE2/FC fusion protein with prophylactic and therapeutic activity against all variants of SARS-CoV-2

Funding: ISCIII

Participating entities: IrsiCaixa

Starting and finishing date: 12/22-12/25

Principal investigator(s): Benjamin Trinité

Limiting West Nile Virus impact by novel vaccines and therapeutics approaches (LWNVIVAT)

Funding: Horizon Europe

Participating entities: IrsiCaixa, Université Montpellier, Technische Universitaet Braunschweig, Kobenhavns Universitet, Centre de Regulació Genòmica, HIPRA, BSC-CNS

Starting and finishing date: 12/23-11/27

Principal investigator(s): Jorge Carrillo Molina

AWARDS AND ACHIEVEMENTS

Edwards Pradenas Saavedra, awarded Summa cum laude for his PhD thesis entitled *Naturally Acquired and Vaccine-Induced Neutralizing Humoral Responses to SARS-CoV-2* (University of Barcelona)

Ana Barajas Molina, awarded Summa cum laude for her PhD thesis entitled *Optimisation of HIV-1 enveloped Virus-Like Particles as a personalised vaccine platform for the delivery of cancer neoantigens* (University of Vic – Central of Catalonia)

Benjamin Trinité, granted with a first competitive project to develop neutralizing anti-SARS-CoV-2 antibodies

Presentation

The four years of COVID-19 pandemic have leaved a considerable imprint in our group. Our original focus on the HIV envelope glycoprotein (Env) as the main target of preventative HIV vaccines has been broadened to the Spike protein of SARS-CoV-2 and its associated neutralizing response.

The pseudovirus neutralization technology developed by our team to quantify neutralizing antibodies has been determinant to understand the immune responses to both viruses and has allowed for the development of a large number of collaborations. In addition, the continuous emergence of SARS-CoV-2 variants requiring virological and immunological characterization has resulted in a large volume of work, making the study of SARS-COV-2 neutralization the current main activity of our group.

However, we have maintained our work on HIV vaccines and treatments, which are based on a novel highly immunogenic VLP platform and synthetic antibodies with improved antiviral activity, respectively. A new grant from the “Instituto de Salud Carlos III” will maintain this activity. Both vaccine and antibody approaches have been extended to other relevant infectious diseases for human health and to cancer immunotherapies.

A second grant from the “Instituto Carlos III” will fund the development of new anti SARS-CoV-2 antibodies with pan neutralizing activity

Regarding cancer vaccine research (in collaboration with the NeoVaCan group) and the Barcelona Supercomputing Center, the work of the last years has seen its first outcomes with two manuscripts accepted, one doctoral thesis and several project applications.

2023 milestones

1. First predoctoral theses on COVID-19 and on cancer vaccines.
2. Approval by the EMA of Bimervax anti SARS-CoV-2 vaccine, manufactured by HIPRA with a relevant contribution of our group and the whole **IrsiCaixa** team.
3. First competitive project to develop pan neutralizing anti-SARS-CoV-2 antibodies

Perspectives for the future

— The recently awarded projects maintain our work on HIV vaccines and open new perspectives on other infectious diseases and cancer vaccines.

— The vaccine platform based on VLPs has been tested against FeLV, RSV (manuscript submitted) and will envisage new applications on West Nile Virus. In addition, cancer vaccines have taken advantage of technical progresses and envisage new projects based on the mRNA platform.

— The antibody technology keeps growing with new collaborations on cryoelectronic microscopy and structure-based improvements.

4 New projects awarded

16 Scientific articles published, mostly on SARS-CoV-2

14 Committed researchers to explore the One Health concept



Principal Investigator
Julià Blanco Arbués

Senior research scientists
Carmen Aguilar Gurrieri
Francesc Cunyat Viaplana
Benjamin Trinité

Predoc researchers
Ferran Abancó i Espuga
Júlia Albó Delgado
Ana Barajas Molina
Tetyana Pidkova
Anna Pons Grifols
Edwards Pradenas Saavedra

Research stacionian
Victor Urrea Gales

Researcher
Amaya Blanco Perera

Research technicians
Ester Aparicio Prats
Silvia Marfil Verchili
Carla Roviroso Martí

Tissue Virology (VTI)

PROJECTS AWARDED

Digital Twins Enabled Indoor Air Quality Management for Healthy Living

Funding: European Commission (Horizon Europe)

Participating entities: IrsiCaixa

Starting and finishing date: 04/23-09/26

Principal investigator(s): Cecilia Cabrera Navarro

Comprehensive analysis of urine biomarkers to predict pathologic complete response in muscle invasive bladder cancer patients treated with neoadjuvant therapy

Funding: GILEAD

Participating entities: IrsiCaixa, IGTP, ICO

Starting and finishing date: 01/23-12/24

Principal investigator(s): Albert Font

Presentation

The study of the impact of HIV on immune cells present in tissues, particularly in mucosa-associated lymphoid tissue became the hallmark of the research group. However, in recent years, the evaluation of the immune response present in tissues has emerged as a critical field in the study of several pathologies including infectious diseases and cancer. In this scenario, the research group has broadened its objectives by applying the knowledge acquired, the tools and biomodels developed, and has established a line of research focused on the characterization of tissue-specific immunopathogenesis. The group has been working in three different settings (infectious diseases, bladder cancer and lung pathologies).

— **Evaluation of viral associated immunopathogenesis:** HIV infection is a mucosa-associated disease, with pathogenesis in two phases: an acute phase, associated with a massive loss of CD4+ T-cells resident in the mucosa, especially in the gut-associated lymphoid tissue (GALT), and a chronic phase, responsible for the gradual destruction of CD4+ T-cells in peripheral blood and characterized by elevated immunological activation and elevated production of proinflammatory cytokines. Cellular immune response in HIV infection is not capable of controlling viral replication in most individuals, probably because the quality and place of induction may not be suitable. During this year the group has been working in the evaluation of the mechanisms of HIV associated cell death and in the characterization of new strategies to improve the antiviral response of the cells present in the tissues. In ex vivo tissue cultures we have characterized the tissue resident immune cells functionality and described a new immunomodulator capable of increase their functionality by the modulation of the innate immune response.

3 Ongoing projects

1 European research project ongoing

1 Group of committed people fighting human diseases

— **Immunopathogenesis in bladder cancer:** bladder cancer is one of the most prevalent cancers in the world. Around 70%–80% of de novo bladder cancers are diagnosed in early stages with no muscular invasion (NMIBC). These patients are often managed with transurethral resection of bladder tumor (TURBT) with or without adjuvant intravesical therapy. The standard treatment in these patients is intravesical administration of BCG (*Mycobacterium bovis*). Although the mechanism of action is not fully understood, it is thought that the immune system is activated and immune cells are attracted to the bladder wall. While BCG is effective in preventing the development of new tumours, many patients fail to respond and no alternative is as yet available. Therefore, new strategies that improve the clinical management of patients are urgently needed. Using an animal model, we have been working in the evaluation of bladder tumor immune microenvironment profile after BCG intravesical treatment. In addition, we are currently working in the evaluation of the role of the immune system in invasive muscle bladder cancer (MIBC) and its impact on the efficacy of neoadjuvant chemotherapy (NAC).

— **Development of new pre-clinical models:** our group is interested in the development of three-dimensional (3D) models for understanding mechanisms underlying human pathologies. In this regard, we are working on the establishment of different cell culture models to study the role of the tumor microenvironment and the effect of indoor air composition on the respiratory system.

2023 milestones

— **Comprehensive molecular characterization of pan-caspase inhibitor effects.** In collaboration with Dr. Nuria de Iglesia and Dr. Gustavo Rodriguez from NeoVanCan group we have been able to identify the mechanism of action of a pan-caspase inhibitor using transcriptomic analysis.

— **A wide collaborative network has been established to evaluate bladder cancer at molecular level.** In collaboration with Dr. Joaquin Bellmunt and the Dana Faber Institute we evaluated the host immune response (systemic and in the tumor) in patients with invasive muscle bladder cancer (MIBC). In collaboration with the Urologic Tumors Unit of the ICO we have carried out the molecular characterization of urine from patients with bladder cancer for the identification of predictive biomarkers of pathologic complete response in muscle invasive bladder cancer patients treated with neoadjuvant therapy.

— **Establishment of a 3D lung model.** We have established an air-liquid interface (ALI) lung model able to promote cell differentiation to evaluate the impact of indoor air quality in human health.

Perspectives for the future

Our goal is to increase the knowledge that the immune system is playing in the pathogenesis of bladder cancer and to design new and more effective therapeutic strategies to fight cancer or even other diseases in which the immune system needs to be modulated. To establish new clinically relevant models that recapitulate the complexity of the human diseases and may be used in personalized medicine approaches. Consolidation of the research group and improve competitive funding in the cancer field will be one of our main objectives for 2024.



Principal Investigator
Cecilia Cabrera Navarro

Senior research scientist
Jordi Senserrich Velasco

Predoc researcher
Joan Pagés Oliveras

Research technician
Elisabet García Rodríguez

Immunology (IGG)

PROJECTS AWARDED

Juan de la Cierva Fellowship

Funding: MICINN

Participating entities: IrsiCaixa

Starting and finishing date: 01/23-12/24

Principal investigator(s): Núria Pedreño López

Development of a vaccine against HIV-1 based on highly conserved envelope vulnerability regions with improved administration routes.

Funding: MICINN

Participating entities: IrsiCaixa

Starting and finishing date: 09/23-08/26

Principal investigator(s): Jorge Carrillo Molina

Limiting West Nile Virus impact by novel vaccines and therapeutics approaches (LWNVIVAT)

Funding: Horizon Europe

Participating entities: IrsiCaixa, Université Montpellier, Technische Universitaet Braunschweig, Kobenhavns Universitet, Centre de Regulació Genòmica, HIPRA, BSC-CNS

Starting and finishing date: 12/23-11/27

Principal investigator(s): Jorge Carrillo Molina

AWARDS AND ACHIEVEMENTS

Jorge Carrillo Molina, head of the IGTP's Ethics Committee on Animal Experiments

Jorge Carrillo Molina, member of the Spanish Society of Immunology

Carlos Ávila Nieto, awarded Summa cum laude for his PhD thesis entitled *Development of Protein Subunit-Based Vaccines for COVID-19 and Syphilis* (Autonomous University of Barcelona)

Jorge Carrillo Molina, granted with two new projects to develop vaccines against HIV and WNV

Jorge Carrillo Molina, granted with the R3 certificate

Presentation

Our main interest focuses on the study of the immune system in the context of infectious diseases for developing novel prophylactic approaches based on vaccines and antibodies. Particularly, we are working on HIV-1 (AIDS), SARS-CoV-2 (COVID-19), *T. pallidum* (Syphilis) and West Nile Virus (West Nile Fever). Moreover, we are also conducting research activities related to immuno-oncology, basic immunology, and autoimmunity. We collaborate with many national and international researchers, and with several industrial companies, to speed up the expected impact of our research into the society.

HIV/AIDS

Beyond broadly neutralizing antibodies (bNAbs), HIV infection induce the development of a vast array of non-neutralizing antibodies with unknown roles. While a subset of them can mediate antiviral functions through the recruitment and activation of innate immune cells (e.g. NK cells and macrophages), other might be pathogenic promoting viral infection and spread. We are characterizing a subset of the later ones that may hamper the action of bNAbs by competing for binding to the HIV envelope glycoprotein. We call these antibodies as "Neutralization interfering antibodies (NiAbs) and their characterization, particularly their epitopes, might improve the design of novel immunogens that promote the generation of strong and broadly neutralizing responses. This project was supported by the Instituto de Salut Carlos III (PI18/01332) Accordingly, our second research line in the HIV field aimed to develop a novel HIV vaccine that reduce the generation of non-neutralizing antibodies and promote the development of protective anti-HIV immune responses. This project is funded by the Ministerio de Ciencia e Innovacion (PID2022-139831OB-I00).

SARS-CoV-2/COVID-19

In collaboration with many other researchers from **IrsiCaixa** and other research centers (i.e. Barcelona Supercomputing center and IRTA-CRESA), we have been working on the generation and characterization of a novel COVID-19 vaccine based on Spike prefusion-stabilized trimers with enhanced production. These immunogens have demonstrated to induce protective immune responses against different SARS-CoV-2 variants, such as the D614G, Beta and Omicron BQ1.1. This project was funded by Grifols and the Health department of the Generalitat de Catalunya". In addition, we are characterizing the pathologic role of the strong humoral response elicited in those people that develop a severe form of COVID-19 upon SARS-CoV-2 infection. This project was funded by "la marató de TV3". We are also collaborating in the characterization of the immune response elicited by the BIMERVAX vaccine (Hipra) in immunodeficient individuals, a project funded by the European Commission with code 101046118.

T pallidum/Syphilis

Treponema pallidum subspecies *pallidum* (TPA) is the etiologic agent of syphilis, a global health concern that affects millions of individuals worldwide, particularly in low-income countries, and whose incidence is notably increasing in the last years. Syphilis is responsible of more than 200,000 stillbirths and newborn deaths per year. Despite syphilis is treatable with antibiotics, previous control initiatives that were based on screening and subsequent treatment have failed. These mass campaigns

12 Publications

7 Active projects

5 Invited talks



pinpointed the necessity of additional prophylactic measures to reduce new cases and re-infections. However, a syphilis vaccine is not available yet. TPA has several immune evasion mechanisms that could explain the lack of success of previous approaches. Here, we focus on the development of a TPA prophylactic vaccine that overcome these limitations.

West Nile Virus/West Nile Fever

West Nile virus (WNV) is one of the most widespread mosquito-borne pathogens in the world. While most WNV infected individuals (80%) are asymptomatic, 1% of the cases develop a severe illness with central nervous system affection that, eventually, cause the death. The case-fatality rate increases in immunosuppressed individuals and in population over 60 years old (up to 30%) and, to date, there is no prophylaxis or treatment for this disease. Here, we aim to develop a novel WNV vaccine that protect from infection and/or WNV induced disease, and particularly, from neuroinvasion. We are coordinating this ambitious project that have been funded by the European Commission (Project: 101137248 — LWNVIVAT) in the last HORIZON-HLTH-2023-DISEASE-03 call.

2023 milestones

HIV/AIDS

We have identified, isolated and characterized several NiAbs that reduce the neutralizing activity of CD4bs bNAbs. This achievement has been

pivotal for the consecution of the objectives defined in this research line.

SARS-CoV-2/COVID-19

A patent protecting the novel immunogens developed in this research line was presented. In addition, we demonstrated that our immunogens protect from the highly pathogenic SARS-CoV-2 Beta variant and the Omicron BQ.1.1, a variant that escape from the immune response elicited against previous SARS-CoV-2 variants.

***T pallidum*/Syphilis**

We have successfully produced several TPA immunogens and evaluated their immunogenicity in animal models. The results are very promising and showed that the elicited antibodies blocked the binding of the TPA proteins to extracellular matrix elements, suggesting that they might prevent bacterial invasion and dissemination.

West Nile Virus/West Nile Fever

The project for the development of the WNV vaccine was granted by the European Commission.

Principal Investigator **Jorge Carrillo Molina**

Senior research scientist
Erola Ainsua Enrich

Postdoc researchers
Núria Pedreño López
Julieta Carabelli

Predoc researcher
Carlos Ávila Nieto

Senior research technician
Marisa Rodríguez de la Concepción

Perspectives for the future

We will continue working on the characterization of the immune response against challenging pathogens such as HIV, *T. pallidum*, SARS-CoV-2 and WNV with the aim to develop safe and effective vaccines in a near future. With this aim, we will work to strengthen our national and international collaborations, and to contribute to the formation of highly motivated and enthusiastic researchers, that want to see how their job translate in a positive impact to our society: reducing disease burden, improving the quality and life expectancy of the population, and strengthen the biotechnological sector.

Our priority will be:

- to develop prophylactic vaccine for HIV, *T. pallidum* and WNV.
- to characterize the role of humoral responses in severe COVID-19.
- to characterize the role of non-neutralizing antibodies in HIV infection.

Translational Research in Immunology and Ageing (TRIA)

PROJECTS AWARDED

Security and Impact of DASATINIB on Viral Persistence and Inflammation in Chronic HIV-Infected Patients on Antiretroviral Treatment (BCN04-DASA)

Funding: MICINN

Participating entities: IrsiCaixa, Lluita, IGTP, Centro Nacional de Microbiología

Starting and finishing date: 01/23-12/26

Principal investigator(s): Beatriz Mothe Pujadas

Advanced Technologies for Precise and Efficient Gene Insertion

Funding: MICINN

Participating entities: IrsiCaixa

Starting and finishing date: 01/23-12/26

Principal investigator(s): Marissa Flores Santamaría

Presentation

The Translational Research in Immunology and Ageing (TRIA) research group focuses on translational studies to investigate the remodeling of the immune system after viral infections and during the process of ageing, focusing on three main lines of research: inflammageing and immunosenescence during HIV infection, COVID-19 vaccine response in older adults and studies on Long-Covid.

— **Inflammageing and immunosenescence during HIV infection.** Despite the great improvement brought by ART, the prevalence of age-related comorbidities is higher in people with HIV (PWH). We study this accentuated ageing and characterize immune dysfunction, HIV reservoir and altered metabolism in PWH on ART. PWH have a higher prevalence of cardiovascular events than the general population, associated with persistent systemic inflammation, which has also been associated with epigenetic and metabolic changes in monocytes. In addition and in collaboration with Mutua de Terrassa, we put special interest in the role of monocytes in the development of cardiovascular diseases in PWH.

— **COVID-19 vaccine response in older adults.** We are working in close collaboration with the Metropolitana Nord Primary Care Centre (DAP-MN) to evaluate the immune response generated by COVID-19 vaccines in previously infected and uninfected older adults living in long-term care facilities as well as noninstitutionalized older individuals, to adapt the SARS-CoV-2 booster vaccination calendar to their specific immune needs.

— **Studies on Post-COVID-19 condition.** In addition, our group has contributed to the establishment of the referral national clinical unit of post-COVID-19 condition at Germans Trias i Pujol Hospital, where patients who experience heterogeneous and debilitating persistent symptoms for months after SARS-CoV-2 infection are followed. In this unit, clinical care management is completely linked to longitudinal research studies to assure the well-being of the patient as well to determine the origin(s) of the persistent symptomatology. In our group, we are characterizing the immune dysfunctions behind Long-Covid, to find diagnostic markers and identify treatment interventions that could lead to the recovery of these patients. We are currently participating in a clinical intervention to treat this condition.

2023 milestones

- Inflammageing and immunosenescence during HIV infection.
- Characterization of the metabolic status of T cells across ages in HIV infection and its impact in immunosenescence and in the persistence and inducibility of the HIV reservoir (MetabolHIV project funded by MICINN; PID2020-114929RA-I00).

>1800 Participants in our clinical studies

10 Coordinated clinical studies of HIV and SARS-CoV-2

2 Publications on Long Covid with high impact

— In collaboration with Dr Negredo from Fundació Lluita contra les Infeccions (FLI), characterization of the immune system and immunosenescence (including telomere length) in subjects older than 70 years (OVER50 cohort). This study was presented at CROI 2023 and Gesida 2023.

— In collaboration with Dr Negredo (FLI) and Dr Martin of the Autonomous University of Barcelona (UAB), characterization of alterations in DNA repair mechanisms in HIV-infected older adults so as to associate them with accentuated immunosenescence (funded by ISCIII, PI19/00947)

— In collaboration with Dr David Dalmau (Mútua de Terrassa), characterization of the metabolic profile of monocytes in the development of cardiovascular diseases in PWH (funded by SCMIMC)

— In collaboration with Dr David Dalmau (Mútua de Terrassa), characterization of miRNA signatures as predictive hallmark of cardiovascular disease in PWH.

— In collaboration with Dr MC Puertas (GREC), characterization of the HIV reservoir in late presenters (X4SEED project funded by Becas Gilead)

COVID-19

— Coordination of the KING cohort extension of SARS-CoV-2 infected individuals (N>1000) with different levels of severity (asymptomatic to critical), a cohort that is of use to all **IrsiCaixa** groups. This cohort includes also more than 650 individuals suffering from post-COVID-19 condition.

— In collaboration with Dr Lourdes Mateu (FLI), exploration of pro-inflammatory status, immune dysfunctions, SARS-CoV-2 persistence and reactivation of other viruses (i.e. EBV, CMV, HHV6, among other) in individuals with Long-Covid, and its association with specific persistent symptomatology (Funded by Becas Gilead, GLD21-00070).

— Exploration of the specific role of NK-cells in the post-COVID-19 condition. (LoNK-COVID project funded by MICINN, PID2021-124226OB-I00)

— In collaboration with Dr. Pere Toran (IDIAP-Jordi Gol) and Dr Julia Garcia-Prado (VIRIEVAC), deep neurological and immune characterization of individuals with Long-Covid with persistent neurologic complaints (funded by PERIS-AP, SLT021/21/000055).

— In collaboration with Dr. Christian Brander (TIV), epigenetic studies of individuals with Long-Covid with persistent neurologic complaints (EPIVIN and EPIVIRCO projects, funded by HORIZON-HLTH-2021-DISEASE-04)

— In collaboration with Drs Nuria Prat (DAP-MN) and Concepció Violán (IDIAP-Jordi Gol), coordination of the CoronAVI@S and IMMERSION studies of residents of long-term care facilities or non-institutionalized older adults to evaluate the quality and duration of immune responses elicited by



Principal Investigator Marta Massanella Luna

Senior research scientist
Maria Nevot Banús

Research technician
Gooya Banaei

Predoc researchers
Marissa Flores Santamaria
Marina Martínez Velasco
Francisco Manuel Muñoz López
Macedonia Trigueros Peña

SARS-CoV-2 vaccine (Funded by Gloria Soler).

— In collaboration with Drs Concepció Violán (IDIAP-Jordi Gol) and Julia Garcia-Prado (**IrsiCaixa**, VIRIEVAC group), evaluation of the SARS-CoV-2-specific immune responses in individuals susceptible to develop severe COVID-19 after breakthrough infections (BREAKCOVID project funded by PERIS-AP).

— In collaboration with Dr Elisa Martró (HUGTiP, Microbiology lab), Dr José Ramon Santos (FLI) and Dr. Marc Noguera (**IrsiCaixa** Microbial Genomics group), evaluation of clinical characteristics and outcomes of patients with SARS-CoV-2 reinfection (RECOVID).

develop new senolytic and metabolic interventions. We will also explore how the process of natural ageing in PWH induces changes in the nature of the viral reservoir. We will evaluate also the role of cellular metabolism in the persistence of the HIV reservoir.

COVID-19

We will continue our SARS-CoV-2 infection research, focusing especially on recovered individuals with post-COVID-19 condition. Using extensive data collected on these patients, we will implement pilot interventions aimed at reducing persistent symptomatology and improving the quality of life of recovered patients. In addition, we will further characterize the immune responses in older adults living in long-term care facilities to adjust their vaccination calendar and ensure their protection against SARS-CoV-2 infection.

Perspectives for the future

Ageing with HIV

Our group will continue to characterize accentuated immunoageing and immunosenescence in PWH on ART compared to their uninfected counterparts. The aim is to determine the origin of immune dysfunction and

Pathogen Immunity, Signalling & Therapeutic Applications (PISTA)

PROJECTS AWARDED

Assess the immunomodulatory effect of leriglitazone on macrophages exposed to SARS-CoV-2 or to LPS

Funding: Minoryx Therapeutics SL

Participating entities: IrsiCaixa

Starting and finishing date: 07/23-12/25

Principal investigator(s): Nuria Izquierdo Useros

Replicative virus neutralization assay

Funding: HIPRA

Participating entities: IrsiCaixa

Starting and finishing date: ongoing

Principal investigator(s): Nuria Izquierdo Useros

Limiting West Nile Virus impact by novel vaccines and therapeutics approaches (LWNVIVAT)

Funding: Horizon Europe

Participating entities: IrsiCaixa, Université Montpellier, Technische Universitaet Braunschweig, Kobenhavns Universitet, Centre de Regulació Genòmica, HIPRA, BSC-CNS

Starting and finishing date: 12/23-11/27

Principal investigator(s): Jorge Carrillo Molina

Thermal disinfection by magnetic induction: A study with SARS-CoV-2 Pseudoviruses

Funding: Fundació Institut Català de Nanociència i Nanotecnologia

Participating entities: IrsiCaixa

Starting and finishing date: 07/23-12/25

Principal investigator(s): Nuria Izquierdo Useros

AWARDS AND ACHIEVEMENTS

Elisa Molina Molina, selected to present her first results at the European Congress of Virology in Poland

Dàlia Raich Regué, Elisa Molina Molina and **Nuria Izquierdo Useros**, members of the organizing committee of the Women in Science day at Can Ruti

Nuria Izquierdo Useros, granted with the R3 certificate

Nuria Izquierdo Useros, expert member of the committee of Immunity et cancer for Hceres evaluation at Curie Institut.

Nuria Izquierdo Useros, part of the scientific organizing committee of the Jornadas de Virología de la Sociedad Catalana de Virología and the Immunology meeting of the Societat Catalana de Immunologia.

Presentation

We are an emergent pathogens research group interested in finding novel therapeutic solutions while understanding the molecular basis of infectious diseases. Our team PISTA studies Pathogen Immunity, Signaling & Therapeutic Applications.

In a constantly evolving world where climate warming and globalization trends are changing the geographical distribution of infectious diseases, our goal is to combat emerging viruses designing novel therapeutic tools. PISTA was launched in February 2020 and immediately devoted all efforts to tackle SARS-CoV-2 pandemic. Many of the techniques implemented have helped us fighting other viral threats, including including mpox (MPXV) or the respiratory syncytial virus (RSV). The main 3 axis of our team are:

1. Identify and develop effective antivirals
2. Find and potentiate efficacy of immunomodulators
3. Provide reliable tools to test and validate novel vaccines

Our group collaborates with academic partners, clinical researchers and different industries to bring up together innovative antiviral strategies and novel solutions to counteract microbial threats.

2023 milestones

We have expanded our initial work to identify novel antivirals, immunomodulators and vaccines against SARS-CoV-2 and now are working with other viruses, including the MPXV and RSV. We aim to implement new strategies that could avoid emergent virus transmission. Currently, we are working to translate all the gained knowledge to tackle new viral threats and develop novel therapeutic approaches. During this year, our work has been devoted to the following activities:

1. Search for novel antivirals against SARS-CoV-2 has led to the identification of broad-spectrum therapies.

— Along with Drs. Risco (CNB-CSIC, Madrid) and Cerón (Univ. Cartagena, Murcia), we have identified beta-cyclodextrins as promising broad-spectrum antivirals against different SARS-CoV-2 variants and distant alphacoronaviruses (Raich-Regué et al. Biomedicine & Pharmacotherapy, 2023). Beta-cyclodextrins had a prophylactic effect in the nasal epithelium of hamsters *in vivo*, as demonstrated in collaboration with Drs. Segalés and Vergara from IRTA-CReSA. Given the wide use of beta-cyclodextrins for drug

1 Goal to work together as a team: fight against new viruses

10 Accepted peer-reviewed papers

9 Presentations in international congresses

encapsulation and their high safety profile, our results support their clinical testing as prophylactic antivirals and we have filed a patent application to pursue this development.

— In collaboration with the team led by Dr. O’Keefe of the NCI (Frederick, USA) and researchers from Brazil, Girona and Barcelona, our team has contributed to the identification of Cyanovirin as a possible broad anti-coronavirus agent that prevents infection by a different range of SARS-CoV-2 strains (Muñoz-Basagoiti et al. PNAS, 2023).

— We are pursuing deep quantitative proteomic and transcriptomic analyses coupled to functional infectious assays to define the antiviral molecular landscape induced by host directed antivirals in collaboration with Dr. De La Torre at Institute Josep Carreras. This research is a collaborative effort involving several groups at [IrsiCaixa](#). By unraveling the cellular antiviral landscape elicited by host targeted therapies we aim to identify novel broad-spectrum antivirals with potential to counteract future pandemic viruses.


2. The study of immunomodulators for SARS-CoV-2 points to therapies with broad-spectrum potential.

— We have used an *in vitro* platform to detect the cytokines induced by SARS-CoV-2 exposure, with the aim of identifying new immunomodulators and decrease immune hyperactivation. We have optimized a primary myeloid cellular model to evaluate immunomodulators in collaboration with diverse groups, including Drs. T. Thompson from CSIC and O. Mitjà from HUGTiP and different companies, such as Minoryx and PharmaMar.

3. Regulatory approval of vaccines.

— We have set up a validated SARS-CoV-2 neutralization assay critical for the regulatory approval of Bimervax, the first Spanish COVID-19 vaccine of HIPRA. We have participated in the phase I and phase II clinical trials (Leal et al. NPJ Vaccines, 2023; Corominas et al. Lancet Regional Health, 2023) that led to the approval of Bimervax by the European Medicine Agency (EMA), the UK Medicines & Healthcare Products Regulatory Agency (MHRA) and the pre-approval by the World health organization (WHO).

— Our group also participates in two European vaccine projects to prove the effectiveness of Bimervax vaccine in immunocompromised patients and to generate new immunogens against



Principal Investigator Nuria Izquierdo Useros

Senior research scientist
Dàlia Raïch Regué

Postdoc researcher
Eloi Franco Trepap
Daniel Pérez Zsolt

Predoc researcher
Elisa Molina Molina

Senior research technician
Rytis Boreika

Itziar Erkizia Jauregi
Marçal Gallemí Rovira
Jordana Muñoz Basagoiti

emerging viruses like West Nile Virus in a project led by Dr. Carrillo.

— We have also joined a preclinical project funded by CDTI Misiones led by HIPRA, IQS and Curapath for the development of a novel vaccine for RSV in collaboration with Hospital Clínic.

4. Study of re-emergent viruses.

— Several protocols and circuits implemented for viral isolation at the BSL3 facilities for respiratory viruses allowed us to respond to the m pox outbreak in summer 2022 caused by MPXV. In collaboration with the Center for Epidemiological Studies on Sexually Transmitted Infections and AIDS of Catalonia (CEEISCAT), we showed that unrecognized m pox cases of participants from high-risk populations had replication competent MPXV in samples collected during the outbreak, and could therefore shed infectious viruses (Agustí et al. Nat. Comm, 2023).

— We have also set up a viral neutralization assay to characterize neutralizing immune responses associated with MPXV clearance in a prospective observational cohort of

people living with and without HIV in Spain set up by Drs. Mothe and Mitjà from our hospital.

— We have also started the isolation of RSV from clinical samples to generate a prospective collection of circulating viruses in collaboration with Dr. Martró from our Hospital and HIPRA.

Perspectives for the future

We pursue translational impacts of our research, focusing on:

— The discovery of mechanisms of action of antivirals and immunomodulators to foresee their clinical potential and anticipate side effects.

— The validation of methodologies that can facilitate vaccine approvals;
— Contributing to the design of clinical trials aimed at combating viral infections;

— The application of all the gained knowledge by the team to limit respiratory viruses and emergent threats.

Neoantigens and Vaccines against Cancer (NeoVaCan)

PROJECTS AWARDED

Tumor-specific neoantigens as targets for personalized vaccines

Funding: ISCIII

Participating entities: IrsiCaixa, ICO, Hospital Universitari Germans Trias i Pujol, CNAG-CRG

Starting and finishing date: 01/22-12/24

Principal investigator(s): Núria de la Iglesia Zaragoza

Presentation

The NeoVaCan group performs immunogenomic analyses of solid tumours and liquid biopsies to study the interplay between tumor cells and the immune microenvironment. We are using multi-omics coupled to functional immune cell-based assays to get a deeper understanding of the host immune response against cancer and identify mechanisms of immune escape, ultimately taking cancer patient therapy towards personalization.

Our research has two main pillars:

1. Study of the immunobiology of specific tumor types, such as pancreatic cancer, to understand the roots of immune failure to control tumor development.
2. Identification and characterization of neoantigens to be used as targets for immunotherapies, with a special focus on neoantigen vaccines.

Together with the Cell Virology and Immunology (VIC) group at [IrsiCaixa](#), we are co-developing preventive and therapeutic neoantigen vaccines using an in-house VLP-based vaccine platform.

2023 milestones

1. Our collaboration with the EAPM group at Barcelona Supercomputing Center (IP: Dr. Guallar) has allowed us to improve a novel neoantigen prediction pipeline that has been tested to predict neoantigens in human patient samples in a personalized manner. Experimental validation of the in silico predictions is ongoing.
2. Dr. de la Iglesia has co-authored a paper, led by the VIC group at [IrsiCaixa](#), testing the effect of different spacers on neoantigen processing and presentation in neoantigen polytope vaccines (Aguilar-Gurrieri C, Barajas A, Rovirosa C, Ortiz R, Urrea V, de la Iglesia N, Clotet B, Blanco J, Carrillo J. Cancer Immunol Immunother. 2023 Jul;72(7):2113-2125. doi: 10.1007/s00262-023-03409-3. Epub 2023 Feb 23).
3. The manuscript "Converging and evolving immuno-genomic routes leading to immune escape in breast cancer" has been provisionally accepted for publication at Nature Communications.
4. The NeoVaCan group is incorporated as a collaborating member in the european project Transcan 3 (ERA-NET, JTC 2021) entitled "Innovative mRNA vaccine against NSCLC: Designing a platform of targeted polymeric nanoparticles for efficient personalized therapy", and coordinated by Dr. Cristina Fornaguera at IQS.

2 Published peer-reviewed paper

1 Invited talk

2 Posters presented at the Alicante Winter Immunology Symposium in Health 2023



Principal Investigator
Núria de la Iglesia Zaragoza

Bioinformatician
Gustavo Rodríguez Esteban

Senior research technician
Anna López Plana

Perspectives for the future

To apply next-generation sequencing strategies, coupled with improved and novel bioinformatic pipelines and cutting-edge molecular biology procedures, to the identification and validation of immunogenic tumor-associated antigens.

— Working with immunologists and computational biologists, to lay solid foundations for the development of a therapeutic cancer vaccine for patients with solid tumours, taking advantage of the expertise of **IrsiCaixa** researchers currently working on vaccines against HIV, COVID-19 and other infectious diseases.

— To expand the team, secure collaborations with external partners and incorporate state-of-the-art molecular tools and new cost-effective in-house solutions for cancer immunotherapy.

Research support

Scientific and technical services

Sample conservation and processing service

Since its inception in 1993, **IrsiCaixa** has dedicated a special effort to the processing and conservation of biological samples to drive diverse research projects. Initially centered on supporting internal studies within the field of HIV infection, this activity has undergone significant expansion. Over the years, collaborations have increased, and samples have been processed and preserved for a multitude of projects and clinical trials in the field of Infectious Diseases and Cancer. These projects were promoted by both **IrsiCaixa** and external sponsors, on a national and international scale. The center's commitment to this activity has allowed it to become a solid platform that actively supports and facilitates research efforts based on human samples.

Currently, the service routinely processes and stores samples for 35 active studies and maintains two large collections of samples (registered in the National Biobank Registry, No. C0000814 and No. C0006008) for research on HIV and other infectious diseases.

Sequencing service

Since its launch **IrsiCaixa** has used HIV genotyping technique to determine resistance to antiretrovirals, initially on an experimental basis for patients included in clinical trials. The technique was soon found to be very useful for optimizing antiretroviral treatments and it eventually became evident that there was a need for all HIV-infected patients to have access to this technique.

In 1999 the Sequencing Service was launched as a healthcare service to manage samples from the Germans Trias i Pujol University Hospital and other public and private centres. In



addition to its healthcare role, the Sequencing Service also participates in research projects and clinical trials in collaboration with research groups and pharmaceutical companies.

In 2018, the Sequencing Service implemented next-generation sequencing (NGS) technologies. In 2019, **IrsiCaixa** incorporated the Sentosa® SQ HIV genotyping assay to detect HIV drug resistance. This assay is validated in the highly automated Sentosa® NGS workflow, which enables automated RNA extraction, library construction, template preparation, sequencing, data analysis and automated reporting. The Sentosa® NGS workflow also ensures clear sample traceability, with seamless laboratory information system (LIS) integration and connectivity.

To ensure the quality of its results, the Sequencing Service undergoes regular external quality controls (QCMD ENVA HIV-1 Drug Resistance Genotyping Proficiency Programme).

Other services

Identifying SARS-CoV-2 infected individuals by means of sensitive diagnostic tools is crucial to reducing new infections and to developing strategies to control the ongoing COVID-19 pandemic at the individual and societal levels. Quantification of the humoral response elicited in SARS-CoV-2 infected individuals is a very promising line of research, as it may provide information on the immune response in those individuals. **IrsiCaixa** has recently introduced a specific ELISA test to detect SARS-CoV-2 antibodies.

Coordinator

Lidia Ruiz Tabuenca

Sample conservation and processing service

Eulàlia Grau Segú

Rafaela Ayen Aparicio
Lucía Gómez Espada
Mireia Martínez Gamero

Sequencing service

Teresa Puig Oliva

Cristina Ramírez Soto

Assistant

Susana Esteban Raya

28 years of sample collection



Total of samples collected

47,414 cells **79,285** plasma

11,045 serum **36,362** other

Total: **174,106 samples**

2023



Samples collected

2,926 cells **2,969** plasma

1,233 other

Total: **7,128 samples**

456 Sequenced samples

400 public centres

56 private centres

1815 Elisa tests in COVID-19 diagnosis

Grants office

Head

Judith Dalmau Moreno

Team

Sonia Bange Singh
Elisabet Fernández Rosas
Manel Garcia de la Fuente
Maria Belén Gómez Hornillos
Natàlia Marrugat Vila
Antonio Navarro Alcaraz
Miriam Planell Molina
Laura Planells Ferrer
Anafí Villanueva Delgado

The Grants office works closely with all **IrsiCaixa** departments and groups to promote the development of innovative and quality research. Continuous communication with researchers ensures support at all levels, whether in detecting needs, seeking suitable funding opportunities, performing projects follow-up and

justification, assisting with proposal preparation and project management, designing and following up budgets and assisting in collaboration, transfer and innovation processes. The office ensures alignment of **IrsiCaixa**'s practices with the rules, regulations, and policies of funding entities, as well as with current national and international regulations.

In 2023, **IrsiCaixa** dedicated important efforts to expand and strengthen the office to ensure its capacity to manage the large increase in the number and dimension of the current active projects, including much higher number of projects coordinated by our center and increased internationalization.

116 Active projects in 2023

19 International projects

60 Coordinated by IrsiCaixa

>25 Entities that support IrsiCaixa financially

Clinical Management Unit

Head

Judith Dalmau Moreno

Team

Daniela Benítez Cano
Cristina Gálvez Celada
Antonio Navarro Alcaraz
Miriam Planell Molina



In 2023, given the escalating volume and intricacy of Clinical Studies at **IrsiCaixa**, many of which are coordinated internally, coupled with the heightened legal, administrative, and ethical requirements associated with such projects, **IrsiCaixa** has strategically established the Clinical Management Unit (CMU). This unit provides comprehensive support to ensure the seamless implementation and progression of clinical research projects at **IrsiCaixa**, offering guidance on all facets related to their execution and development.

The pivotal support areas of the CMU encompass:

1. Regulatory aspects, such as CEIC approvals and legal compliance in collaboration with IrsiCaixa's legal department.

2. Guidance on the design and methodology of clinical studies, encompassing the development of protocols and documentation to ensure regulatory compliance and adherence to GCPs.

3. Direction on data collection, storage, and dissemination in collaboration with Data Management.

4. Counsel and/or design of databases, flowcharts, and CRDs, emphasizing the utilization of REDCap; and, in specific cases, support for patient/sample selection, coordination of multicenter projects, and internal and external communication with diverse partners and stakeholders.

Living Lab for Health

Head

Rosina Malagrada Escala

Team

Marina Pino Cebrián
Laia Vives Adrián

Presentation

During 2023, the Living Lab for Health at **IrsiCaixa** has continued working on its mission to improve the **social impact of research and innovation (R&I) of (complex) health challenges** by facilitating support services on **strategic planning** to research groups, (international) consortiums, innovation networks and governments in collaboration with a wide diversity of stakeholders (researchers in different disciplines, healthcare providers, policy makers, professionals working with affected communities, patients and citizens). Through participatory and transdisciplinary processes, they explore the complexity of the challenges and co-design and implement collective strategies with systems innovation approaches.

The results lead to collective impact with decentralized and collaborative solutions that result in a more integrated and least fragmented health approach, that address different parts of the challenges and include different types of innovation (e.g. organizational and social, product, service, process, technological, educational, communication, governance).

The Living Lab works on two typologies of (complex) health challenges: (1) Development of therapeutic and diagnostic tools (e.g. Long Covid, immunotherapies, WNV vaccine) and (2) Pilot interventions for prevention and health promotion (e.g. healthy and sustainable diets, mental health, infectious diseases).

The methods to facilitate the Lab's services are based on frameworks and approaches defined by the European Commission (EC) under the umbrella of Responsible Research and Innovation (RRI), Open Science, Mission Oriented Research, "partnerships" of the Horizon Europe programme, and other ones such as "Community Based Participatory Research", "systems innovation" and "transdisciplinary research".

The Lab has also offered training to more than 450 professionals and university students and, as part of its research to constantly improve its contribution to increase social impact of research, one paper has been published in the International Journal of Public Health where the team disseminate their methodology for collective strategic planning called "System-Oriented Dialogue Model".

The Lab has carried out its initiatives with EU funded projects and also with the support of the department of health of Generalitat de Catalunya, through "the Sentinel Schools Network" and the "la Caixa" Foundation through the Barcelona CaixaResearch Living Lab.

Milestones 2023

1. Strategic planning for research on the development of therapeutic and diagnostic tools

The Lab has designed an impact strategy for **IrsiCaixa** and the following actions have been implemented:

— **Initial diagnosis.** Two impact narratives are being developed with IrsiCaixa's research groups.

— **Consultancy services.** To design and implement impact strategies for research groups, projects, consortiums & innovation networks:

a. Impact Strategies for research groups: The Lab has designed a methodology for their design which has been piloted with the VIRIEVAC research group during a one-day workshop and an internal meeting.

b. Long Covid Unit. The Lab has contributed to the implementation of the Impact Strategy developed in 2021-22 for the Hospital Germans Trias i Pujol, Fight Infections Foundation, Institut Català de la Salut -North Metropolitan area & **IrsiCaixa**. The Plan was the basis to develop a roadmap with international leaders in the field and an application for a COST action coordinated by **IrsiCaixa**. During 2023 one of the action lines of the plan was also implemented (see section 3 on Patient Experience).

c. LWNVIVAT EU funded project. The Lab has started in this project which aims to develop a vaccine against the West Nile Virus. Its role is to design & implement an impact

strategy to improve policies for control and prevention of emerging infectious diseases in European countries.

2. Patient experience to improve healthcare services (in primary care & hospitals)

Main projects:

— **Hospitals' nutritional education pilot.** Implementation of in-person nutritional education pilots during the hospitalization of patients who have suffered a myocardial infarction. In collaboration with the Germans Trias i Pujol University Hospital, the Fight Infections Foundation, and the Clinic-IDIBAPS Hospital, among others.

— **Neurocognitive rehabilitation intervention for Long Covid patients.** Recommendations report to improve a clinical study protocol on a new neurocognitive rehabilitation application developed by the Fight Infections Foundation (Carles Capdevila scholarship). Workshops with patients and healthcare providers.

— **Care model for Long Covid.** As part of the Impact Plan of the Long Covid Unit, recommendations were designed to improve the transversal healthcare protocol for Long Covid patients. Workshops with healthcare providers, researchers and patients from primary care and hospitals

— **Improving the patient experience of the PragmaTIL oncologic clinical trial,** led by Vall Hebron Hospital. Development and implementation of a methodology to design, validate and implement recommendations. Creation of a "Patient Advisory Committee" involving healthcare providers and patients.

3. Strategic planning for pilot interventions on prevention and health promotion

— **Alison network for more healthy and sustainable food environments.** The Living Lab aims to enhance healthy and sustainable food environments in neighborhoods with vulnerable populations. In 2023, actions included consolidating the multistakeholder network called "Alison network" in the Metropolitan Area of Barcelona (AMB). The network, that started with the support of the CaixaResearch Living Lab and one EU funded project, now also counts with extra funding from 3 EU projects, contributing to its growth. During 2023, we designed a new strategic plan for the city-region promoting participatory

research and designing interventions to be piloted in two neighborhoods (Fondo and Sant Cosme). During 2023, the Lab also fostered the co-design and implementation of pilot programs addressed to health education and consultancy for retailing offerings (in bars, restaurants and shops). A digital platform for network collaboration within a neighbourhood and across different neighbourhoods was conceptualized, and it is expected to be released in 2024. Preparatory tasks have been initiated to pilot interventions also in a third neighborhood in 2024, when the Lab will also start its participation in a EU funded partnership.

— **Sentinel Schools Network: participatory research with direct impact on health promotion in schools (the case of mental health and infectious diseases).** The Lab has designed health promotion pilot interventions, in collaboration with educational centers, that aim to empower students to actively contribute to their community's health promotion by designing and implementing personalized and integrated action plans through participatory research. These pilots, funded by the EU project CONNECT, the Sentinel Schools Network of the Generalitat de Catalunya and EduCaixa, have been designed with the results of previous research with more than 2500 students, their families and healthcare professionals. In 2023 educational guidelines were developed for primary and secondary education and they were disseminated and piloted with mentoring services for teachers that reached nearly 3.000 students and their families. To disseminate this work, the Lab has contributed to the organization of an international conference on "Open Schooling" in collaboration with the CONNECT project and of the 3rd Sentinel Schools Conference.

— **Research, education and outreach.**

a. Research topics and main results. (1) impact of the Living Lab (Journal Health Expectations, submitted), (2) impact of research groups (protocol), (3) methodologies for participatory strategic planning (paper published on the "[System-Oriented Dialogue Model](#)", International Journal of Public Health), (4) facilitation of system innovation networks, (5) training on RRI (paper published in 2022) and (5) impact of health promotion interventions (implementation of pilots).

b. Training on research impact, Responsible Research and Innovation (RRI), System Innovation and Open Science. A total of 469 professionals and university students have been trained

through customized training sessions, webinars, conferences, and workshops.

c. Outreach programs for youth. More than 2.966 students participated in the HIV/AIDS outreach programme to disseminate basic knowledge, current research and the importance of prevention and diagnosis, through reflexive debates and an open lab to conduct research with a vaccine candidate developed by [IrsiCaixa](#). During 2023, the Lab has also updated several multimedia resources for EduCaixa.

Main projects

CLEVERFOOD, Labs for Food system transformation

Funding: European Commission

Participants: 22 partners

Start and end date: 01/23-12/25

FoodCLIC, integrated urban FOOD policies

Funding: European Commission

Participants: 26 partners

Start and end date: 09/22-02/28

FOSTER, fostering food system transformation

Funding: European Commission

Participants: 18 partners

Start and end date: 09/22-08/27

Escoles Sentinella / CONNECT

Funding: European Commission & Departament de Salut, Generalitat de Catalunya

Participants: 12 partners

Start and end date: 01/21-12/24

CaixaResearch Living Lab

Funding: "la Caixa" Foundation

Participants: Living Lab for Health at [IrsiCaixa](#) & ISGlobal

Start and end date: 01-12/2023

PragmaTIL, Pragmatic approach to Adoptive Cell Therapy

Funding: "la Caixa" Foundation, European Commission

Participants: 12 partners and the Living Lab for Health as subcontractor

Start and end date: 4/23-3/28

LWNVIVAT, Limiting West Nile Virus impact by novel vaccines and therapeutics approaches

Funding: European Commission

Participants: 8 partners, including the Living Lab for Health

Start and end date: 12/23-11/27

Accepted projects

FutureFoodS Partnership

Funding: European Commission

Participants: 87 partners

Start and end date: 2024-2034

5

Innovation networks

7

Strategic plans and policy briefs

213

Academic and non-academic participants

6

Protocols for piloting health promotion interventions designed

4

Pilots of health promotion

8329

Participants in the health promotion interventions

469

Professionals and university-students

1

Scientific publication



Communication

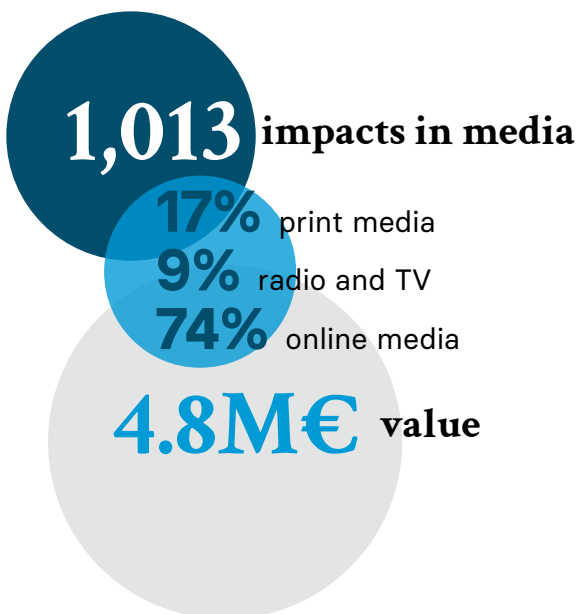
Team

Rita Casas Costa
Elena Lapaz Lorenzo

In recent years, the imperative for laboratory-generated knowledge to reach society has gained unprecedented significance, emerging as a dynamic trend on the international stage. The **IrsiCaixa** department is committed to this idea and acts as a bridge between the scientific community and the general public, aiming to bring science closer to society. This includes translating complex research findings into accessible and understandable information, promoting public knowledge, engagement, and support for scientific projects. To effectively realize these objectives, the communication department plays a pivotal role in collaborating with the media, online platforms, social networks, internal communication, and cultivating relationships with key stakeholders. Below, we provide a concise overview of the evolution and solidification of the diverse communication channels employed by **IrsiCaixa**, along with a look into the varied projects undertaken within the department.

Media

The communication department's ability to bring scientific results to the press is crucial, not only to promote the center's reputation but also to extend the impact of its work beyond the scientific community. **IrsiCaixa** can have a high impact in the media due to the quality of its research and society's interest in its field of work, but also because of the connection with key stakeholders in the information circuit. In 2023, **IrsiCaixa** has issued 7 press releases, achieving 1,013 impacts in digital and print media, radio, and TV. These impacts have a total value of 4.8 million euros and have reached an audience of more than 268 million people.

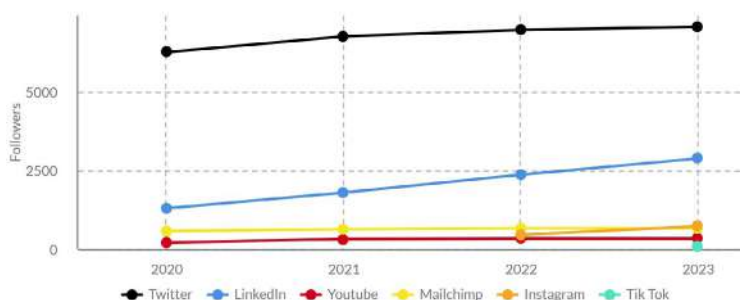


Website and social media

Considering the growth of the TikTok digital platform, the communication department has made the strategic decision to embrace this social network in July 2023 by creating a user account for **IrsiCaixa**. The launch of this new platform enables **IrsiCaixa** to connect with today's digital age and communicate science in a more creative format. As a result, the recent additions of **IrsiCaixa** to both TikTok and Instagram have a positive response from followers. In the case of TikTok, the videos have garnered 54,980 views in just six months, with one video being viewed more than 12,600 times. Meanwhile, Instagram continues its growth, reaching 40,769 accounts. Notably, the rest of **IrsiCaixa**'s social media channels and its website have sustained and, in some cases, increased their impact, reinforcing their presence in the digital landscape.

	Impact / production	Followers
	141,241 visits to irsicaixa.es	
	160,372 impressions in "X"	7053
	40,769 accounts reached in Instagram	726
	1,123 reactions to posts on LinkedIn	2,877
	54,980 video views in TikTok	75
	12 external newsletters	662

Progress of followers



Internal communication

The tasks of the communication department include both external and internal communication. The latter is a cornerstone for the institution as it fosters a cohesive and motivating work environment, encouraging employees to share ideas and concerns. With the goal of promoting teamwork and a positive atmosphere among the team, the communication department organizes sports events, contests, meals, or talks annually. In 2023, a volleyball, paddle tennis, and soccer tournament, a Christmas decoration contest, the Christmas dinner, a book exchange for Sant Jordi, and alumni talks from **IrsiCaixa** (IAN Talks) were held.

7 internal communication projects completed

- 3 sport tournaments
- 1 contest
- 1 annual dinner
- 1 book exchange
- 1 alumni talks

24 internal newsletters sent

1 IrsiCaixa Alumni Network (IAN)

Coordination of European project communication

IrsiCaixa coordinates 3 European projects, and their communication is managed internally. In this regard, the communication team in 2023 has developed action plans and necessary content to maintain the Twitter, newsletters, and websites of the MISTRAL and EPIVINF projects. Simultaneously, they have handled the communication for the launch of the recently awarded European project LWNVIVAT.

3 European projects coordinated

MISTRAL

EPIVINF



LWNVIVAT

Websites and social media



-  www.mistral-hiv.eu
-  [@mistralhiv](https://twitter.com/mistralhiv)
-  internal newsletter



-  www.epivinf.eu
-  [@epivinf](https://twitter.com/epivinf)

Institutional news



Beatriz Mothe receive the international recognition “European Hector Research Award in HIV 2023” for the research carried out on the therapeutic vaccine against HIV

Beatriz Mothe, IrsiCaixa researcher and doctor at Hospital Germans Trias, together with doctor Lucía Bailón collected the award for the great scientific challenges achieved in 2023 in the field of HIV. In concrete, the award recognizes the results of the clinical trial AELIX-002 carried out with the therapeutic vaccine against HIV from AELIX Therapeutics, designed at IrsiCaixa.



IrsiCaixa coordinates €5 Million EU-funded research project to tackle globally prevalent West Nile Virus

The team involved will design therapies to tackle the effects of the West Nile Virus (WNV), an emerging pathogen which lacks treatments and for which there is no human vaccine. The scientific team of LWNVIVAT, comprising researchers from eight research centres across four different countries, will test the efficacy of both the vaccine and antibodies.

Training

IrsiCaixa has been committed, from its inception, to training young researchers and developing successful careers in biomedical research. Its training objectives are realized as follows:

- Training of pre-doctoral researchers
- Training of post-doctoral researchers
- 2 training master and undergraduates' students
- Continuing professional development for staff
- 2 visiting researcher placements (we particularly welcome trainee researchers interested in learning from **IrsiCaixa** research groups).

32 Predoc researchers

32 Postdoc and senior researchers

488 Training attendees

12 Research results meetings

10 Journal clubs

68 Courses

Internal and external training

— **Weekly meetings at which group members present their results.** These meetings develop capacity to structure and defend experimental data before a restricted audience of experts in the field.

— **Fortnightly meetings at which group members present their results.** These meetings develop capacity to structure and defend experimental data before a restricted audience of experts in different fields.

— **Seminars.** **IrsiCaixa** and other Can Ruti Campus groups regularly organize open seminars with invited internationally renowned researchers.

— **Greater integration and collaboration between **IrsiCaixa** and the Can Ruti Campus.** This collaboration is translated into participation in coffee talks and scientific activities.

— **Training in skills to support you in your professional career.** To increase the ability of an individual in one or more areas of the professional career. Increase an individual's motivation to do their job well.

— **National and international conferences.** All staff are encouraged to participate in scientific encounters and to present their results at conferences.

— **Specialization/perfection courses in experimental techniques.**

— **Journal clubs.** Fortnightly meetings aimed at developing critical vision regarding published data in which researchers present an article of relevance to their own experimental work.

— **Newsletter.** Dissemination of a monthly **IrsiCaixa** Newsletter highlighting the most relevant scientific articles published by **IrsiCaixa** groups, courses and events organized by other entities and articles of general interest in matters of equality, compliance, biosafety, etc.



Chair in infectious diseases and immunity

In 2013, [IrsiCaixa](#) signed an agreement with the Fight Infections Foundation (FLI) and the University of Vic-Central University of Catalonia (UVic-UCC) to create what was then called the Chair in AIDS and Related Diseases, renamed in June 2019 as the Chair in Infectious Diseases and Immunity so as to better reflect the wide range of fields of expertise of the researchers involved in the Chair.

Headed by Dr. Bonaventura Clotet, the Chair aims to enhance collaboration between [IrsiCaixa](#), the FLI and the UVic-UCC in fostering research into infections and related diseases and to promote the teaching and training of new researchers and healthcare professionals.

The Chair in Infectious Diseases and Immunity undertook the following training activities in 2023:

Date	Type of activity	Title	Place	Conducted by
January	Workshop	Infections in Oncological-Haematological patients	Faculty of Medicine, UVic-UCC	Rosa Benítez
February	Workshop	Diabetic Foot	Faculty of Medicine, UVic-UCC	Esteban Reynaga
February	Workshop	Acute febrile syndrome in primary care	Faculty of Medicine, UVic-UCC (online)	Alba Romero
February	Seminar	Vaccines	Faculty of Medicine, UVic-UCC (online)	Christian Brander
March	Lecture	Infections in patients with transplants (solid organs) or in treatment with immunomodulators	Faculty of Medicine, UVic-UCC (online)	Rosa Benítez
March	Workshop	Most prevalent infections in the elderly	Faculty of Medicine, UVic-UCC	José Ramón Santos
April	Lecture	Gastroenteritis	Faculty of Medicine, UVic-UCC (online)	José Ramón Santos
April	Lecture	Parasitosis	Faculty of Medicine, UVic-UCC (online)	Silvia Roure
April	Continuing education course	Update on HIV infection and the pandemic of COVID-19	Faculty of Medicine, UVic-UCC	B Clotet, E Negrodo, J Blanco, J Martínez-Picado, B Mothe, D Ruiz, R Paredes
May	Workshop	Aging	Faculty of Medicine, UVic-UCC	Eugènia Negrodo
June	Lecture	Social determinants of health: the UN sustainable development goals	Faculty of Medicine, UVic-UCC	Sergio España
June	Lecture	Tuberculosis	Faculty of Medicine, UVic-UCC	Sergio España
June	Seminar	Telemedicine: telelctus	Faculty of Medicine, UVic-UCC	Cora Loste
June	Seminar	Research methodologies and research with clinical trials	Faculty of Medicine, UVic-UCC (online)	Javier Martínez-Picado
November	Seminar	Monoclonal Antibodies	Faculty of Medicine, UVic-UCC	Julià Blanco Arbués
November	Seminar	Monoclonal Antibodies. From biotechnology to clinical use	Faculty of Science, Technology and Engineering, UVic-UCC	Julià Blanco Arbués
November	Lecture	Social determinants of health: the UN sustainable development goals	Faculty of Science, Technology and Engineering, UVic-UCC	Roger Paredes
November	Workshop	Tuberculosis	Faculty of Science, Technology and Engineering, UVic-UCC	Sergio España
December	Lecture	Coronavirus	Faculty of Medicine, UVic-UCC	Lourdes Mateu
December	Workshop	Endocarditis	Faculty of Medicine, UVic-UCC	Lourdes Mateu
December	Workshop	Tuberculosis and extrapulmonar	Faculty of Medicine, UVic-UCC	Laura Soldevila
December	Symposium	Research in Infectious Diseases	Faculty of Science, Technology and Engineering, UVic-UCC	Beatriz Mothe, Javier Martínez-Picado

Innovation

Team

Cristina Val Cid
José Luis Pérez Guillamón

During 2023, **IrsiCaixa** has established a new Innovation Department with the addition of two individuals with complementary knowledge and experience in innovation and technology transfer. The creation of this new department has led to the implementation of innovation management and governance routines, including ongoing support for research groups and the monitoring of research outcomes through regular meetings.

With a strategic focus, **IrsiCaixa** has invested in the creation of the Innovation Department to drive the transfer of

research results and ensure they align with the values, needs, and expectations of society. Collaboration with industry, intellectual property protection, and active promotion are key elements in achieving successful transfer, and the Innovation Department will provide support throughout the project to ensure its transferability and valorization.

Rowing in the same direction, **IrsiCaixa** has joined forces with other entities to create a collaborative ecosystem aimed at maximizing its impact through cooperation with other institutes. We highlight the

collaboration with the CaixaResearch Institute (CRI), under whose initiative innovation hub has been created with the commitment of raising awareness and training personnel from associated centers to develop competencies in the field. Furthermore, **IrsiCaixa** has joined Innomed, an innovation node supported by the ITEMAS platform of the Carlos III Health Institute, under the direction of the Germans Trias i Pujol Research Institute (IGTP).



Patent portfolio

Granted

Title: HIV antibody derivatives with dual antiviral and immunomodulatory activity

Inventors: Carrillo, Jorge; Clotet Sala, Bonaventura;

Blanco Arbués, Julián Miguel

Reference: WO/2017/085563

Priority date: 21 Nov 2015

Publication date: 26 May 2017

Applicant: IrsiCaixa

Assigned to: AlbaJuna Therapeutics, SL

Title: Virus-like particles with high-density coating for the production of neutralizing antibodies

Inventors: Molinos, Luis; Carrillo, Jorge; Blanco

Arbués, Julián Miguel

Reference: WO/2018/020324

Priority date: 27 Jul 2016

Publication date: 01 Feb 2018

Applicant: IrsiCaixa

Licensed to: HIPRA

Title: Immunogens for HIV vaccination

Inventors: Brander, Christian; Mothe Pujadas, Beatriz; Llano, Anuska

Reference: WO/2013/110818

Priority date: 27 Jan 2012

Publication date: 1 Aug 2013

Applicants: IrsiCaixa, ICREA, Laboratorios del Dr. Esteve, S.A.

Licensed to: Aelix Therapeutics, S.L.

Title: Human Helicase DDX3 Inhibitors as

Therapeutic Agents

Inventor(s): Meyerhans, Andreas; Martínez de la Sierra, Miguel Ángel;

Brai, Annalaura; Itfazi,

Roberta; Tintori, Cristina; Botta,

Maurizio; Araque, José-Esté;

Martínez-Picado, Javier

Reference: WO/2016/128541

Priority date: 13 Feb 2015

Publication date: 18 Aug 2016

Applicants: IrsiCaixa, Azienda

Ospedaliera Universitaria Senese

Filed

Title: PLD for use in combination in the treatment of coronavirus

Inventors: Izquierdo-Useros, Nuria; Vergara-Alert, Júlia; Avilés-Marín, Pablo

Priority date: 02 Mar 2020

Reference: WO/2021/175823

Applicants: IrsiCaixa, PharmaMar

Title: Soluble TIGIT recombinant proteins

Inventors: García Prado, Julia; Marín López, Miguel Ángel; Carabelli, Julieta

Priority date: 11 Dec 2021

Reference: WO/2023/105281

Applicant: IrsiCaixa

Title: Boosted immune monitoring methods for assaying antigen-specific T cell responses

Inventors: Ruiz Riol, Marta; Olvera van der Stoep, Alexandre; Romero Martín, Luis; Brander, Christian

Priority date: 09 Mar 2022

PCT Application: WO/2023/170189

Applicant: IrsiCaixa

Title: Leriglitazone for treating lung inflammation and interstitial lung disease

Inventors: Martinell, Marc; Pizcueta, Maria Pilar; Vilalta Saura, Anna; Traver

López, Estefanía; Poli, Sonia Maria;

Izquierdo-Useros, Nuria

Priority date: 30 Apr 2021

Reference: WO/2021/220250

Applicant: Minoryx Therapeutics

Title: Cyclodextrins for use in Coronavirus infection therapy

Inventors: Risco Ortiz, Cristina; Fernández de Castro Martín, Isabel; Tenorio Vela, Raquel; Sachse, Martin;

Ortega González, Paula; Fernández

Oliva, Alberto; Fernández Sánchez,

Sara Yolanda; Izquierdo-Useros, Nuria;

Pérez Zsolt, Daniel; Muñoz Basagoiti,

Jordana; Raïch-Regué, Dàlia; Cerón

Carrasco, José Pedro; Gabaldón

Hernández, José Antonio; Núñez

Delicado, Estrella

Priority date: 25 Mar 2022

Reference: WO/2023/180567

Applicants: IrsiCaixa, CSIC; CUD;

UCAM

Title: Anti-SARS-CoV-2 Antibodies

Inventors: Blanco Arbués, Julián Miguel; Pradenas Saavedra, Edwards;

Trinité, Benjamin; Magri, Giuliana;

Tejedor, Sonia; de Campos-Mata,

Leire; Carolis, Carlo

Priority date: 06 Oct 2022

Priority application: EP22382940

Applicants: IrsiCaixa, CRG, IMIM

Title: Nucleoside reverse transcriptase inhibitors for use in Down syndrome and Alzheimer's disease therapy

Inventors: Clotet Sala, Bonaventura; Paredes, Roger; Elizalde Torrent, Aleix;

Dierssen, María del Mar; Martínez de

Lagrán, María

Priority date: 08 Dec 2021

PCT application: PCT/ES2022/070780

Applicants: IrsiCaixa, FLI, CRG

Title: SARS-CoV-2 Immunogenic Polypeptides And Uses Thereof

Inventors: Carrillo Molina, Jorge;

Clotet Sala, Bonaventura; Blanco

Arbués, Julián Miguel; Ávila Nieto,

Carlos; Guallard, Víctor; Amengual,

Pep; Segalés, Joaquim; Vergara-Alert, Júlia

Priority date: 23 Mar 2023

Reference: EP23382270

Applicants: IrsiCaixa, BSC, IRTA

Title: Antibodies and Uses Thereof for The Treatment of Infections Caused by Enveloped Viruses

Inventors: Martínez-Picado, Javier;

Resa-Infante, Patricia; Izquierdo-

Useros, Nuria; Erkizia Jauregi, Itziar;

Clotet Sala, Bonaventura

Priority date: 27 Jan 2023

Reference: PCT/ES2022/070780

Applicant: IrsiCaixa

Title: CD33 as a marker of HIV control

Inventors: Brander, Christian; Ruiz

Riol, Marta; Duran Castells, Clara

Priority date: 12 Feb 2023

Reference: EP23382150

Applicant: IrsiCaixa

Title: Elvitegravir as a bacterial agent

Inventors: Brander, Christian; Ruiz

Riol, Marta; Duran Castells, Clara

Priority date: 12 Feb 2023

Reference: EP23383054

Applicants: IrsiCaixa

Clinical and observational studies

1. BCN003

A Phase I, Randomized, Double-Blind, Placebo-Controlled Safety, Tolerability and Immunogenicity Study of Candidate HIV-1 Vaccines ChAdOx1. HTI and MVA. HTI with Recombinant HIV-1 Envelope Protein ConM SOSIP.v7 gp140 Vaccine, Adjuvanted with MPLA Liposomes in ART-Suppressed HIV-1 Positive Individuals

Study type: interventional

Design: phase I, randomized, double-blind, placebo-controlled

Summary and objectives: BCN03 tests a novel combined regimen with T- and B-cell immunogens, and the primary endpoints of BCN03 will be safety and tolerability. BCN03 is designed as a pilot study, and the sample size has been chosen that will only allow the detection of large response differences. The BCN03 Phase I study will evaluate the safety, tolerability, immunogenicity, and efficacy of a vaccine regimen that includes a sequence of the T- and B-cell immunogens ChAdOx1. HTI and MVA. HTI and ConM SOSIP.v7 gp140 adjuvanted with MPLA liposomes in virologically-suppressed ART-treated HIV-1 positive individuals. The primary objective of this study is to assess the safety and tolerability of the vaccine components, and secondary objectives include immunogenicity and efficacy of the vaccine components.

Start-end: 2021-2023

Sponsor: European Commission-EAVI2021

Principal investigators: [Dr Beatriz Mothe Pujadas](#), [Dr Christian Brander](#)

Code/reference: 2020-000292-20

2. RUTIVAC-1

A Randomized, Double-Blind, Placebo Controlled Phase I Trial to Evaluate the Immunomodulatory Effect of RUTI® in Individuals with High-Risk Non-Muscle Invasive Bladder Cancer (NMIBC) Treated with Intravesical Bacillus Calmette-Guerin (BCG)

Study type: interventional

Design: phase I, double blind, placebo-controlled, randomized

Summary and objectives: the RUTIVAC-1 study is a Phase I Clinical Trial designed to evaluate the systemic and mucosal immunological response and provide safety information after the use of RUTI® administration to

individuals with NMIBC. The study will enroll individuals treated with Transurethral resection of bladder tumor (TURBT), diagnosed to have high-risk Non-muscle invasive bladder cancer (NMIBC) and suitable candidates for BCG therapy and who meet all eligibility criteria. Forty individuals will be recruited and randomized 1:1 to receive two subcutaneous shots of 25g RUTI® or placebo. After vaccination, individuals will receive the standard intravesical Bacillus Calmette-Guerin (BCG) therapy with induction course (weekly BCG for six weeks) and maintenance course (three courses of weekly BCG for three weeks at 3, 6 and 12 months after induction). After the last intravesical BCG administration (BCG15, end of Interventional Phase) immunological assays will be performed and data will be analyzed. At the end of the Interventional Phase the blind will be opened, except for the study physicians who will remain blind during all the follow-up. All the individuals will be followed up for three years since TURBT.

Start-end: 2016-2023

Sponsor: Archivel Farma S.L

Principal investigator: [Dr Cecilia Cabrera Navarro](#)

Participating centres: Germans Trias i Pujol University Hospital (Urology Department), Fight Infections Foundation (CRO), [IrsiCaixa](#)

Code/reference: AC-16-048-CEIM (CEIC Code)

3. DUAL TRIPLE ART

Exploratory, open-label, randomized clinical trial to assess the efficacy of firstline dual vs. triple antiretroviral therapy (ART) in HIV-1 reservoir and in peripheral compartments in HIV-infected patients (Dual_TripleART)

Design: phase III

Recruitment: completed

Start-end: 2019 – 2023

Sponsor: ViiV Healthcare

Principal investigators: [Dr José Moltó](#), [Dr Javier Martínez-Picado](#)

Participating centres: Germans Trias i Pujol University Hospital (Fight Infections Foundation); [IrsiCaixa](#); University of North Carolina (Chapel Hill, USA), and the Oregon Health & Sciences University (Beaverton, USA)

Code/reference: 2019-002733-10

4. KING COHORT

Prospective Comparative Observational Cohort of individuals with documented SARS-CoV-2 infection (King cohort extension)

Study type: observational

Design: prospective cohort

Recruitment: ongoing

Summary and objectives: the KING cohort extension aims to be a prospective comparative observational cohort of infected SARS-CoV-2 individuals to have a unique clinical platform of biological specimens to study the virology and immunopathogenesis of SARS-CoV-2, during acute infection and after recovery of COVID-19. An uninfected group of individuals and a vaccinated group will be included. Patients suffering from PostCOVID-19 condition are also included in this cohort.

Start-end: 2020-ongoing

Sponsor: YoMeCorono crowdfunding campaign

Principal investigators: [Dr Bonaventura Clotet Sala](#), [Dr Marta Massanella Luna](#), [Dr Lourdes Mateu](#)

Participating centres: Germans Trias i Pujol University Hospital, Fight Infections Foundation, [IrsiCaixa](#)

Code/reference: HUGTiP/20-P-217

5. Aliança ProHEpiC-19 Neurocognitive profile of Long Covid in adults living in Catalonia

Study type: observational

Design: retrospective/prospective observational study

Summary and objectives: clinical study dedicated to describe the neurological sequelae of people presenting with persistent neurocognitive-type COVID-19 syndrome, analyzing their relationship with the functional alterations and/or structural cerebral, with the inflammatory and immunological state, the vascular and vestibular involvement, and its impact on the activities of daily life through the experiences they have experienced in coexistence with the persistent symptomatology.

Start-end: 2022-2024

Sponsor: Department of Health, Government of Catalonia

Principal investigators: [Dr Julia Garcia Prado](#)

Code/reference: SLT021/21/000038

Clinical and observational studies

6. BreakCOVID

SARS-CoV-2 post-vaccination infection: cohort study for the characterization of the immune response and development of a predictive model to establish revaccination criteria in Catalonia

Study type: observational

Design: retrospective/prospective observational study

Summary and objectives: clinical study dedicated to describing the neurological sequelae of people presenting with persistent neurocognitive-type COVID-19 syndrome, analyzing their relationship with the functional alterations and/or structural cerebral, with the inflammatory and immunological state, the vascular and vestibular involvement, and its impact on the activities of daily life through the experiences they have experienced in coexistence with the persistent symptomatology.

Start-end: 2022-2024

Sponsor: Department of Health, Government of Catalonia

Principal investigators: [Dr Marta Massanella Luna](#)

Code/reference: SLT021/21/000055

7. EPIVIRCO

Epigenetic regulation of host immunity and neurological long-term consequences of SARS-CoV-2 infection

Study type: observational

Design: retrospective/prospective observational study

Summary and objectives: the project examines if long-lasting epigenetic changes occurring after SARS-CoV-2 (COVID) infection determine the immunological and neurological longlasting effects observed in post-COVID conditions. After epigenetic profiling of different cell types from patients with long-COVID symptoms, the proposal will validate the hypotheses in a transgenic mouse model, which will be also used to evaluate therapeutic interventions and open new treatment options.

Start-end: 2022-2025

Sponsor: Fundació Bancària "la Caixa"

Principal investigators: [Dr Christian Brander](#), [Dr Marta Ruiz-Riol](#)

Code/reference: HR22-00681

8. VRSVAC

Investigación de nueva vacuna para enfermedad respiratoria humana

Study type: observational

Design: preclinical study

Summary and objectives: the scope of the project is the development of a vaccine for a human respiratory disease (RSV or Respiratory Syncytial Virus).

Start-end: 2022-

Sponsor: HIPRA

Principal investigators: [Dr Julià Blanco Arbués](#), [Dr Nuria Izquierdo Useros](#)

Code/reference: MIG-20211034

9. MetabolHIV

Ageing with HIV: The role of metabolism in viral persistence and accentuated immunoeageing

Study type: observational

Design: prospective observational study

Summary and objectives: this project aims to understand the metabolic mechanisms that contribute to the immunosenescent phenotype, and giving new insights on the ongoing debate of premature or accentuated ageing of the HIV population. In addition, we will determine the role of metabolism in HIV persistence, which offer novel perspectives for the development of clinical strategies for HIV eradication.

Start-end: 2021-2025

Sponsor: MICINN, Proyectos de I+D+i 2020

Principal investigator: [Dr Marta Massanella Luna](#)

Code/reference: PID2020-114929RA-I00

10. Long-CovidCIBERINFEC

Biomarkers and underlying immunopathological mechanisms of post COVID-19 condition

Study type: observational

Design: retrospective observational study

Summary and objectives: this project aims at identifying biomarkers of PCC to improve the diagnostic of PCC and provide understanding on the mechanisms underlying this condition, with the ultimate goal of determining treatment targets and interventions to improve the management and quality of life of PCC patients. Specific

objectives are: 1) To assess SARS-CoV-2 persistence in blood and feces and reactivation of other viral latent infections, which may lead to chronic immune inflammation and dysfunction; 2) To determine immune dysregulation; 3) To quantify autoantibodies and markers of autoimmunity; 4) To assess metabolic dysregulation.

Sponsor: CIBERINFEC

Principal investigator: [Dr Marta Massanella Luna](#)

Code/reference: IM22/INF/5

11. PediaCOVID

Pediatric long-COVID: clinical, immunological, genetic and virological evaluation of a cohort of children and adolescences

Study type: observational and interventional

Design: retrospective observational study

Summary and objectives: the primary objective of the project is to evaluate the causes and consequences of long-COVID in a unique pediatric cohort. Specific aims include: 1) to describe the main clinical, epidemiological and radiological characteristics, and the physical, psychological, academic and social consequences, 2) to unveil the genetic causes that may predispose to longCOVID, 3) to evaluate the immunological and inflammatory profile, 4) to investigate viral persistence, and 5) to analyze the neuronal damage to evaluate the longterm effect of COVID-19 on cognitive impairment. The project should allow to define specific clinical guidelines and personalized treatment strategies that should directly impact in the quality of life of the affected kids and their families.

Principal investigators: [Dr Sara Morón López](#), [Dr Javier Martínez Picado](#)

Code/reference: PediaCOVID

12. RIDHIV

Reversing Immune Dysfunction for HIV eradication (RIDHIV)

Study type: observational

Design: retrospective observational study

Summary and objectives: the general aim of the project is to analyze the characteristics related to the reduction of the viral reservoirs in HIV+ participants and the main factors that

Clinical and observational studies

can drive to absence of viral rebound after treatment interruption strategies. Moreover, one of the specific aims of the study will be to test the impact of the microbiome and metabolome on cognate CD4 T cell help and effector CD8 and B cell function and their capacity to control HIV reservoir size and HIV viral rebound. The hypothesis that host and microbial derived metabolomes will drive the development and persistence of cognate help which in turn will trigger an effector CD8 T cell response capable of maintaining low levels of replication competent virus will be tested. This will be tested in human cohorts, specifically in the LoViReT cohort, characterized for having a low HIV reservoir in absence of any intervention. The mechanisms downstream of the host and microbial metabolomes that control the adaptive immune response which is associated to the magnitude of the replication competent reservoir will be also assessed.

Sponsor: National Institutes of Health, USA (NIH)

Principal investigators: [Dr Javier Martínez Picado](#), [Dr. Maria Salgado Bernal](#)

Code/reference award (subaward): 1UM1A1164561-01 (70457-13543-IRSI)

13. Long-CovidCIBERINFEC

Evaluation of epigenetic regulated factors in peripheral blood and CSF in individuals with documented SARS-CoV-2 infection

Study type: observational

Design: comparative ambispective observational study

Summary and objectives: the main objective of the study is the identification of epigenetic imprints associated with CoV-2 infection in cells in the peripheral blood and the CSF and how these epigenetic marks are related to the long-term sequels and persistent symptomatology of CoV-2 infection, with especial focus on neurological disorders, for its targeting in vitro models for the identification of novel therapeutic strategies.

Principal investigator: [Dr Christian Brander](#)

Code/reference: PI-21-281

14. RBDCOV

Phase I/II study to evaluate the safety and immunogenicity of RBDCOV SARS-CoV-2 Vaccine in children and adolescents

Study type: observational/interventional

Design: prospective Phase I/II clinical trial

Summary and objectives: the general project aims is a Phase I/II clinical trial in children and adolescents participants of the first RBDCOV COVID vaccine, which is based on a recombinant protein codifying for the SARS-CoV-2 RBD protein based on the sequence of the Wuhan variant. The aim is to test that COVID-19 Vaccine can be administered to the paediatric population and to find the best dose according to the age of children and adolescents. In addition, a variant vaccine, which contains the RBD for both the South African and UK variants, is also tested in adult participants with and without mild-to-moderate comorbidities and immunocompromised individuals. In [IrsiCaixa](#), specific tasks include combining high-throughput and deep immune analyses to provide the required information for vaccine immune monitoring following the most updated regulatory recommendations and at the same time to generate novel mechanistic insights of response to vaccines with a particular focus on recognition of SARS-CoV-2 and related coronavirus variants, which will be crucial in the success of second-generation COVID-19 vaccine candidates.

Sponsor: European Commission (Horizon Europe)

Principal investigator: [Dr Julia García Prado](#) (WP leader in [IrsiCaixa](#))

Code/reference: 101046118

15. BCN04-DASA

Safety and Impact of Dasatinib on Viral Persistence and Inflammation in People with HIV under Antiretroviral Treatment

Study type: interventional

Design: Phase II, single-center, randomized, double-blind, placebo-controlled clinical trial in PWH

Summary and objectives: the primary

objectives of the study are to evaluate the safety and tolerability of dasatinib administered at 70 mg once daily during 24 weeks in PWH on suppressive ART; and to evaluate the on-target/biological effect of dasatinib administered at 70 mg once daily during 24 weeks in PWH on suppressive ART on the reduction of SAMHD1 phosphorylation upon in-vitro T-cell activation, and its durability after completion of dasatinib treatment. Experimental exploratory aims are focused on: 1) to characterize the impact of dasatinib and its durability on the reservoir repertoire and maturation phenotypes; 2) to evaluate if the immunomodulatory effect of dasatinib on NK cells is driven by simultaneous CMV infection; 3) to further characterize immunological, viral, and microbiological responses to dasatinib therapy; and 4) to assess the impact of dasatinib and its durability on physical and cognitive functions in PWH with functional and/or cognitive decline.

Sponsor: ISCIII

Principal investigator: [Dr Beatriz Mothe Pujadas](#)

Code/reference: EudraCT 2023-000061-14

Publications & conference presentations

Publications

Original publications

1. Adriano Vieira V, Lim N, Singh A, Leitman E, D'Souza RR, Adland E et al. **Slow progression of pediatric HIV associates with early CD8+ T cell PD-1 expression and a stem-like phenotype.** *JCI Insight.* 2023;8(3):e156049. DOI: 10.1172/jci.insight.156049
2. Aguilar-Gurrieri C, Barajas A, Roviroso C, Ortiz R, Urrea V, de la Iglesia N et al. **Alanine-based spacers promote an efficient antigen processing and presentation in neoantigen polypeptide vaccines.** *Cancer Immunology, Immunotherapy.* 2023;72:2113–2125. DOI: 10.1007/s00262-023-03409-3
3. Agustí C, Martínez-Riveros H, Hernández-Rodríguez À, Casañ C, Díaz Y, Alonso L et al. **Self-sampling monkeypox virus testing in high-risk populations, asymptomatic or with unrecognized Mpox, in Spain.** *Nature Communications.* 2023;14(1):5998. DOI: 10.1038/s41467-023-40490-9
4. Alemany A, Millat-Martinez P, Corbacho-Monné M, Suñer C, Galvan-Casas C, Carrera C et al. **Subcutaneous anti-COVID-19 hyperimmune immunoglobulin for prevention of disease in asymptomatic individuals with SARS-CoV-2 infection: a double-blind, placebo-controlled, randomised clinical trial.** *EClinicalMedicine.* 2023;57:101898. DOI: 10.1016/j.eclinm.2023.101898
5. Archin N, Bar KJ, Burdo T, Caskey M, Chahroudi A, Farzan M et al. **Highlights from the Tenth International Workshop on HIV Persistence during Therapy, December 13-16, 2022, Miami, Florida-USA.** *Journal of Virus Eradication.* 2023;9(1):100315. DOI: 10.1016/j.jve.2023.100315
6. Ávila-Nieto C, Pedreño-López N, Mitjà O, Clotet B, Blanco J, Carrillo J. **Syphilis vaccine: challenges, controversies and opportunities.** *Frontiers in Immunology.* 2023;14:1126170. DOI: 10.3389/fimmu.2023.1126170
7. Ávila-Nieto C, Vergara-Alert J, Amengual-Rigo P, Ainsua-Enrich E, Brustolin M, Rodríguez de la Concepción ML et al. **Novel Spike-stabilized trimers with improved production protect K18-hACE2 mice and golden Syrian hamsters from the highly pathogenic SARS-CoV-2 Beta variant.** *Frontiers in Immunology.* 2023;14:1291972. DOI: 10.3389/fimmu.2023.1291972
8. Barmada A, Handfield LF, Godoy-Tena G, de la Calle-Fabregat C, Ciudad L, Arutyunyan A et al. **Single-cell multi-omics analysis of COVID-19 patients with pre-existing autoimmune diseases shows aberrant immune responses to infection.** *European Journal of Immunology.* 2023;e2350633. DOI: 10.1002/eji.202350633
9. Barreiro A, Prenafeta A, Bech-Sabat G, Roca M, Mur EP, March R et al. **Preclinical evaluation of a COVID-19 vaccine candidate based on a recombinant RBD fusion heterodimer of SARS-CoV-2.** *iScience.* 2023;106126. DOI: 10.1016/j.isci.2023.106126
10. Pedreño-López S, García E, Guerrero D, Gómez-Mora E, Mateu LM, Pérez FO et al. **Modulation of the autophagic pathway inhibits HIV-1 infection in human lymphoid tissue cultured ex vivo.** *Scientific Reports.* 2023;13(1):2946. DOI: 10.1038/s41598-023-30114-z
11. Bernal S, Puertas MC, Morón-López S, Cranston RD, Urrea V, Dalmau J et al. **Impact of obefazimod on viral persistence, inflammation, and immune activation in people with HIV on suppressive antiretroviral therapy.** 2023. DOI: 10.1093/infidis/jiad251
12. Blanch-Lombarte O, Ouchi D, Jimenez-Moyano E, Carabelli J, Marin MA, Peña R et al. **Selective loss of CD107a TIGIT+ memory HIV-1-specific CD8+ T cells in PLWH over a decade of ART.** *eLife.* 2023;12. DOI: 10.7554/eLife.83737
13. Brown SM, Katz MJ, Ginde AA, Juneja K, Ramchandani M, Schiffer JT et al. **Consistent Effects of Early Remdesivir on Symptoms and Disease Progression Across At-Risk Outpatient Subgroups: Treatment Effect Heterogeneity in PINETREE Study.** *Infectious Diseases and Therapy.* 2023;1. DOI: 10.1007/s40121-023-00789-y
14. Dufour C, Richard C, Pardons M, Ackaoui A, Murrell B, Routy B et al. **Phenotypic characterization of single CD4+ T cells harboring genetically intact and inducible HIV genomes.** *Nat Comm.* 2023;14(1):1115. DOI: 10.1038/s41467-023-36772-x
15. Buffoni L, Cano-Terriza D, Jiménez-Martín D, Jiménez-Ruiz S, Martínez-Moreno Á, Martínez-Moreno FJ et al. **Serosurveillance of Trichinella sp. in wild boar and Iberian domestic suids in Mediterranean ecosystems of southwestern Spain.** *Zoonoses and public health.* 2023; DOI: 10.1111/zph.13098
16. Campos-Gonzalez G, Martínez-Picado J, Velasco-Hernandez T, Salgado M. **Opportunities for CAR-T Cell Immunotherapy in HIV Cure.** *Viruses.* 2023;15(3). DOI: 10.3390/v15030789
17. Carr A, Mackie NE, Paredes R, Ruxrungtham K. **HIV drug resistance in the era of contemporary antiretroviral therapy: A clinical perspective.** *Antiviral therapy.* 2023;28(5):13596535231201162. DOI: 10.1177/13596535231201162
18. Cela C, Roa-Bautista A, Méndez-Pérez A, Ávila-Nieto C, Garcia-Calvo E, Hernández-García E. **The first year of young group of the Spanish immunology society: Progress, challenges, and next steps.** *European Journal of Immunology.* 2023;e2350491. DOI: 10.1002/eji.202350491
19. Chumillas S, Loharch S, Beltrán M, Szewczyk MP, Bernal S, Puertas MC et al. **Exploring the HIV-1 Rev Recognition Element (RRE)-Rev Inhibitory Capacity and Antiretroviral Action of Benfluron Analogs.** *Molecules (Basel, Switzerland).* 2023;28(20). DOI: 10.3390/molecules28207031
20. Coll P, Jarrín I, Martínez E, Martínez-Sesmero JM, Domínguez-Hernández R, Castro-Gómez A et al. **Achieving the UNAIDS goals by 2030 in people living with HIV: A simulation model to support the prioritization of health care interventions.** *Enfermedades Infecciosas y Microbiología Clínica (English ed.).* 2023; DOI: 10.1016/j.eimce.2022.07.011
21. Corominas J, Garriga C, Prenafeta A, Moros A, Cañete M, Barreiro A et al. **Safety and immunogenicity of the protein-based PHH-1V compared to BNT162b2 as a heterologous SARS-CoV-2 booster vaccine in adults vaccinated against COVID-19: a multicentre, randomised, double-blind, non-inferiority phase IIb trial.** *The Lancet Regional Health - Europe.* 2023;28:100613. DOI: 10.1016/j.lanepe.2023.100613
22. de Homdedeu M, Sanchez-Moral L, Violán C, Ràfols N, Ouchi D, Martín B et al. **Mycobacterium manresensis induces trained immunity in vitro.** *iScience.* 2023;26(6):106873. DOI: 10.1016/j.isci.2023.106873

Publications

23. Duran-Castells C, Llano A, Kawana-Tachikawa A, Prats A, Martínez-Zalacain I, Kobayashi-Ishihara M et al. **Sirtuin-2, NAD-Dependent Deacetylase, Is a New Potential Therapeutic Target for HIV-1 Infection and HIV-Related Neurological Dysfunction.** *Journal of Virology.* 2023;e0165522. DOI: 10.1128/jvi.01655-22
24. Duran-Castells C, Prats A, Oriol-Tordera B, Llano A, Galvez C, Martínez-Picado J et al. **Plasma proteomic profiling identifies CD33 as a marker of HIV control in natural infection and after therapeutic vaccination.** *EBioMedicine.* 2023;95:104732. DOI: 10.1016/j.ebiom.2023.104732
25. Elizalde-Torrent A, Borgognone A, Casadellà M, Romero-Martin L, Escribà T, Parera M et al. **Vaccination with an HIV T-Cell Immunogen (HTI) Using DNA Primes Followed by a ChAdOx1-MVA Boost Is Immunogenic in Gut Microbiota-Depleted Mice despite Low IL-22 Serum Levels.** *Vaccines.* 2023;11(11). DOI: 10.3390/vaccines11111663
26. Franco S, Llibre JM, Jou T, Tural C, Martínez MA. **Normalization of circulating plasma levels of miRNAs in HIV-1/HCV co-infected patients following direct-acting antiviral-induced sustained virologic response.** *Heliyon.* 2023;9(1):e12686. DOI: 10.1016/j.heliyon.2022.e12686
27. García-González L, Martí-Sarrias A, Puertas MC, Bayón-Gil Á, Resa-Infante P, Martínez-Picado J et al. **Understanding the neurological implications of acute and long COVID using brain organoids.** *Disease Models & Mechanisms.* 2023;16(7). DOI: 10.1242/dmm.050049
28. Gökengin D, Noori T, Alemany A, Bienkowski C, Liegon G, İnkaya AÇ, Carrillo J et al. **Prevention strategies for sexually transmitted infections, HIV, and viral hepatitis in Europe.** *Lancet Reg Health Eur.* 2023;34:100738. DOI: 10.1016/j.lanep.2023
29. Gottlieb RL, Paredes R. **Oral and intravenous 1'-cyano-substituted adenosine-like antivirals for early COVID-19.** *The Lancet Infectious diseases.* 2023;25:071. DOI: 10.1016/S1473-3099(23)00633-3
30. Grosso TM, Hernández-Sánchez D, Dragovic G, Vasylyev M, Saumoy M, Blanco JR, García D, Koval T, Loste C, Westerhof T, Clotet B, Sued O, Cahn P, Negredo E. **Identifying the needs of older people living with HIV (≥50 years old) from multiple centres over the world: a descriptive analysis.** *AIDS Res Ther.* 2023;20(1):10. DOI: 10.1186/s12981-022-00488-7.
31. Gutiérrez-Chamorro L, Felip E, Bernat-Peguera A, Ezeonwumelu IJ, Teruel I, Martínez-Cardús A et al. **SAMHD1 expression modulates innate immune activation and correlates with ovarian cancer prognosis.** *Frontiers in Immunology.* 2023;14:1112761. DOI: 10.3389/fimmu.2023.1112761
32. Gutiérrez-Chamorro L, Felip E, Castellà E, Quiroga V, Ezeonwumelu IJ, Angelats L et al. **SAMHD1 expression is a surrogate marker of immune infiltration and determines prognosis after neoadjuvant chemotherapy in early breast cancer.** *Cellular Oncology (Dordrecht).* 2023; DOI: 10.1007/s13402-023-00862-1
33. Gutiérrez-Martínez E, Benet Garrab S, Mateos N, Erkiziac I, Nieto-Garai JA, Lorizate M et al. **Actin-regulated Siglec-1 nanoclustering influences HIV-1 capture and virus-containing compartment formation in dendritic cells.** *eLife.* 2023;12. DOI: 10.7554/eLife.78836
34. Hajam IA, Katiki M, McNally R, Lázaro-Díez M, Kolar S, Chatterjee A et al. **Functional divergence of a bacterial enzyme promotes healthy or acneic skin.** *Nature Communications.* 2023;14(1):8061. DOI: 10.1038/s41467-023-43833-8
35. Huguet M, Boigues M, Sorigué M, Blanco J, Quirant B, Ferrà C. **Efficacy and safety of mRNA1273 SARS-CoV-2 vaccination in hematopoietic stem cell transplant recipients: Single center experience.** *Medicina Clínica.* 2023; DOI: 10.1016/j.medcli.2023.doi.10.016
36. Inzaule SC, Siedner MJ, Little SJ, Avila-Rios S, Ayitewala A, Bosch RJ et al. **Recommendations on data sharing in HIV drug resistance research.** *PLoS Medicine.* 2023;20(9):e1004293. DOI: 10.1371/journal.pmed.1004293
37. Jensen BO, Knops E, Cords L, Lübke N, Salgado M, Busman-Sahay K et al. **In-depth virological and immunological characterization of HIV-1 cure after CCR5?32/?32 allogeneic hematopoietic stem cell transplantation.** *Nature Medicine.* 2023. DOI: 10.1038/s41591-023-02213-x
38. Kobayashi-Ishihara M, Frazão Smutná K, Alonso FE, Argilagué J, Esteve-Codina A, Geiger K et al. **Schlafen 12 restricts HIV-1 latency reversal by a codon-usage dependent post-transcriptional block in CD4+ T cells.** *Communications Biology.* 2023;6(1):487. DOI: 10.1038/s42003-023-04841-y
39. Kostka K, Roel E, Trinh NTH, Mercadé-Besora N, Delmestri A, Mateu L et al. **The burden of post-acute COVID-19 symptoms in a multinational network cohort analysis.** *Nature Communications.* 2023;14(1):7449. DOI: 10.1038/s41467-023-42726-0
40. Ribas-Aulinas F, Ribo S, Casas E, Mourin-Fernandez M, Ramon-Krauel M, Diaz R et al. **Intergenerational Inheritance of Hepatic Steatosis in a Mouse Model of Childhood Obesity: Potential Involvement of Germ-Line microRNAs.** *Nutrients.* 2023;15(5). DOI: 10.3390/nu15051241
41. Leal L, Pich J, Ferrer L, Nava J, Martí-Lluch R, Esteban I et al. **Safety and immunogenicity of a recombinant protein RBD fusion heterodimer vaccine against SARS-CoV-2.** *NPJ Vaccines.* 2023;8(1):147. DOI: 10.1038/s41541-023-00736-5
42. Lladós G, Massanella M, Coll-Fernández R, Rodríguez R, Hernández E, Lucente G et al. **Vagus Nerve Dysfunction in the Post-COVID-19 Condition: a pilot cross sectional study.** *Clinical microbiology and infection. European Society of Clinical Microbiology and Infectious Diseases.* 2023; DOI: 10.1016/j.cmi.2023.11.007
43. López Seguí F, Oyón Lerga U, Laguna Marmol L, Coll P, Andreu A, Meulbroek M et al. **Cost-effectiveness analysis of the daily HIV pre-exposure prophylaxis in men who have sex with men in Barcelona.** *PloS One.* 2023;18(1):e0277571. DOI: 10.1371/journal.pone.0277571
44. Malagrida R, Fernández J, Casabona J, Broerse JEW. **A System-Oriented Dialogue Model to Design Community Partnerships for More Effective Sars-Cov-2 Prevention in Schools: The Case of Spain.** *International Journal of Public Health.* 2023;68:1605624. DOI: 10.3389/ijph.2023.1605624

Publications

45. Martínez-Bosch N, Vilariño N, Alameda F, Mojal S, Arumí-Uria M, Carrato C et al. **Gal-1 Expression Analysis in the GLIOCAT Multicenter Study: Role as a Prognostic Factor and an Immune-Suppressive Biomarker.** *Cells.* 2023;12(6). DOI: 10.3390/cells12060843
46. Mateu L, Tebe C, Loste C, Santos JR, Lladós G, López C et al. **Determinants of the onset and prognosis of the post-COVID-19 condition: a 2-year prospective observational cohort study.** *The Lancet Regional Health - Europe.* 2023;33:100724. DOI: 10.1016/j.lanepe.2023.100724
47. Matuozzo D, Talouarn E, Marchal A, Zhang P, Manry J, Seeleuthner Y et al. **Rare predicted loss-of-function variants of type I IFN immunity genes are associated with life-threatening COVID-19.** *Genome Medicine.* 2023;15(1):22. DOI: 10.1186/s13073-023-01173-8
48. McLaren PJ, Porreca I, Iaconis G, Mok HP, Mukhopadhyay S, Karakoc E et al. **Africa-specific human genetic variation near CHD1L associates with HIV-1 load.** *Nature.* 2023; DOI: 10.1038/s41586-023-06370-4
49. Miranda MNS, Pimentel V, Gomes P, Martins MDRO, Seabra SG, Kaiser R et al. **The Role of Late Presenters in HIV-1 Transmission Clusters in Europe.** *Viruses.* 2023;15(12). DOI: 10.3390/v15122418
50. Morón-López S, Riveira-Muñoz E, Urrea V, Gutiérrez-Chamorro L, Ávila-Nieto C, Noguera-Julian M et al. **Comparison of Reverse Transcription (RT)-Quantitative PCR and RT-Droplet Digital PCR for Detection of Genomic and Subgenomic SARS-CoV-2 RNA.** *Microbiology Spectrum.* 2023;e0415922. DOI: 10.1128/spectrum.04159-22
51. Moros A, Prenafeta A, Barreiro A, Perozo E, Fernández A, Cañete M et al. **Immunogenicity and safety in pigs of PHH-1V, a SARS-CoV-2 RBD fusion heterodimer vaccine candidate.** *Vaccine.* 2023. DOI: 10.1016/j.vaccine.2023.07.008
52. Muñoz-Basagoiti J, Monteiro FLL, Krumpe LRH, Armario-Najera V, Shenoy SR, Perez-Zsolt D et al. **Cyanovirin-N binds to select SARS-CoV-2 spike oligosaccharides outside of the receptor binding domain and blocks infection by SARS-CoV-2.** *Proceedings of the National Academy of Sciences of the United States of America.* 2023;120(10):e2214561120. DOI: 10.1073/pnas.2214561120
53. Nørgaard JC, Jørgensen M, Moestrup KS, Ilett EE, Zucco AG, Marandi RZ et al. **Impact of antibiotic treatment on the gut microbiome and its resistome in hematopoietic stem cell transplant recipients.** *The Journal of Infectious Diseases.* 2023; DOI: 10.1093/infdis/jiad033
54. O'Doherty U, Martinez-Picado J, Sáez-Cirión A. **Highlights from the Inaugural HIV Reservoirs and Immune Control Conference, October 1st-4th 2023, Malahide Ireland.** *Pathog Immun.* 2023(1):161-169. DOI: 10.20411/pai.v8i1.653.
55. Ortiz R, Barajas A, Pons-Grífols A, Trinité B, Tarrés-Freixas F, Roviroso C et al. **Exploring FeLV-Gag-Based VLPs as a New Vaccine Platform-Analysis of Production and Immunogenicity.** *International Journal of Molecular Sciences.* 2023;24(10). DOI: 10.3390/ijms24109025
56. Parker E, Judge MA, Pastor L, Fuente-Soro L, Jairoce C, Carter KW et al. **Genedysregulation in acute HIV-1 infection - early transcriptomic analysis reveals the crucial biological functions affected.** *Frontiers in Cellular and Infection Microbiology.* 2023;13:1074847. DOI: 10.3389/fcimb.2023.1074847
57. Paton B, Herrero P, Peraire J, Del Pino A, Chafino S, Martinez-Picado J et al. **Fucosylated N-glycans as early biomarkers of COVID-19 severity.** *Frontiers in Immunology.* 2023;14:1204661. DOI: 10.3389/fimmu.2023.1204661
58. Podzamaczer D, Imaz A, Lopez-Lirola A, Knobel H, Masiá M, Fanciulli C et al. **Switching to bictegravir/emtricitabine/tenofovir alafenamide (BIC/FTC/TAF) plus darunavir/cobicistat in heavily antiretroviral-experienced, virologically suppressed HIV-infected adults receiving complex regimens.** *The Journal of Antimicrobial Chemotherapy.* 2023; DOI: 10.1093/jac/dkad285
59. Pradenas E, Marfil S, Urrea V, Trigueros M, Pidkova T, Pons-Grífols A et al. **Impact of hybrid immunity booster vaccination and Omicron breakthrough infection on SARS-CoV-2 VOCs cross-neutralization.** *iScience.* 2023;26(4):106457. DOI: 10.1016/j.isci.2023.106457
60. Prat A, Brasó-Maristany F, Martínez-Sáez O, Sanfeliu E, Xia Y, Bellet M et al. **Circulating tumor DNA reveals complex biological features with clinical relevance in metastatic breast cancer.** *Nature Communications.* 2023;14(1):1157. DOI: 10.1038/s41467-023-36801-9
61. Prenafeta A, Bech-Sàbat G, Moros A, Barreiro A, Fernández A, Cañete M et al. **Preclinical evaluation of PHH-1V vaccine candidate against SARS-CoV-2 in non-human primates.** *iScience.* 2023;26(7):107224. DOI: 10.1016/j.isci.2023.107224
62. Quero S, Serras-Pujol M, Párraga-Niño N, Torres C, Navarro M, Vilamala A, Puigoriol E, de Los Rios JD, Arqué E, Serra-Pladevall J, Romero A, Molina D, Paredes R, Pedro-Botet ML, Reynaga E. **Methicillin-resistant and methicillin-sensitive Staphylococcus aureus in pork industry workers, Catalonia, Spain.** *One Health.* 2023;16:100538. DOI: 10.1016/j.onehlt.2023.100538.
63. Raïch-Regué D, Tenorio R, Fernández de Castro I, Tarrés-Freixas F, Sachse M, Perez-Zsolt D et al. **Beta-Cyclodextrins as affordable antivirals to treat coronavirus infection.** *Biomedicine & Pharmacotherapy.* 2023;164:114997. DOI: 10.1016/j.biopha.2023.114997
64. Ricciardi MJ, Rust LN, Pedreño-Lopez N, Yusova S, Biswas S, Webb GM et al. **Therapeutic neutralizing monoclonal antibody administration protects against lethal yellow fever virus infection.** *Science Translational Medicine.* 2023;15(689):eade5795. DOI: 10.1126/scitranslmed.ade5795
65. Rigo-Bonnin R, García-Tejada L, Mas-Bosch V, Imaz A, Manuel Tiraboschi J, Scévola S et al. **Development and validation of equilibrium dialysis UHPLC-MS/MS measurement procedures for total and unbound concentrations of bictegravir, dolutegravir, darunavir and doravirine in human plasma. Application to patients with HIV.** *Clin Chim Acta.* 2023;552:117678. DOI: 10.1016/j.cca.2023.117678.

Publications

66. Riveira-Muñoz E, Garcia-Vidal E, Bañó-Polo M, León R, Blanc V, Clotet B et al. **Cetylpyridinium Chloride - Containing Mouthwashes Show Virucidal Activity against Herpes Simplex Virus Type 1.** *Viruses.* 2023;15(7). DOI: 10.3390/v15071433
67. Rosado-Sánchez I, Herrero-Fernández I, Sobrino S, Carvajal AE, Genebat M, Tarancón-Díez L et al. **Caecum OX40+CD4 T-cell subset associates with mucosal damage and key markers of disease in treated HIV-infection.** *J Microbiol Immunol Infect.* 2023;56(6):1129-1138. DOI: 10.1016/j.jmii.2023.08.011
68. Guillán-Fresco M, Alonso-Pérez A, Jorge-Mora A, López-López V, Pazos-Pérez A, Piñeiro-Ramil M et al. **Formononetin, a Beer Polyphenol with Catabolic Effects on Chondrocytes.** *Nutrients.* 2023;15(13). DOI: 10.3390/nu15132959
69. Pazos-Pérez A, Piñeiro-Ramil M, Guillán-Fresco M, López-López V, Jorge-Mora A, Alonso-Pérez A et al. **Methylphenidate Promotes Premature Growth Plate Closure: In Vitro Evidence.** *International Journal of Molecular Sciences.* 2023;24(4). DOI: 10.3390/ijms24044175
70. Franco-Trepas E, Alonso-Pérez A, Guillán-Fresco M, López-Fagúndez M, Pazos-Pérez A, Crespo-Golmar A, Belén Bravo S, López-López V, Jorge-Mora A, Cerón-Carrasco JP, Lois Iglesias A, Gómez R. **Beta-Boswellic Acid Blocks Articular Innate Immune Responses: An In Silico and In Vitro Approach to Traditional Medicine.** *Antioxidants (Basel).* 2022;12(2):371. DOI: 10.3390/antiox12020371
71. Roure S, López F, Oliva I, Pérez-Quílez O, March O, Chamorro A et al. **Schistosomiasis screening in non-endemic countries from a cost perspective: Knowledge gaps and research priorities. The case of African long-term residents in a Metropolitan Area, Spain.** *PLoS Neglected Tropical Diseases.* 2023;17(4):e0011221. DOI: 10.1371/journal.pntd.0011221
72. Rubio-García E, Ferrando N, Martín N, Ballesté-Delpierre C, Miró JM, Paredes R et al. **In vitro antibacterial activity of antiretroviral drugs on key commensal bacteria from the human microbiota.** *Frontiers in Cellular and Infection Microbiology.* 2023;13:1306430. DOI: 10.3389/fcimb.2023.1306430
73. Salgado M. **CAR-T Cell Therapy for HIV Cure.** *Viruses.* 2023;15(9). DOI: 10.3390/v15091793
74. Sanchez-Moral L, Paul T, Martori C, Font-Díaz J, Sanjurjo L, Aran G et al. **Macrophage CD5L is a target for cancer immunotherapy.** *EBioMedicine.* 2023;91:104555. DOI: 10.1016/j.ebiom.2023.104555
75. Santos JR, Casadellà M, Noguera-Julian M, Micán-Rivera R, Domingo P, Antela A et al. **Effectiveness and safety of integrase strand transfer inhibitors in Spain: a prospective real-world study.** *Frontiers in Cellular and Infection Microbiology.* 2023;13:1187999. DOI: 10.3389/fcimb.2023.1187999
76. Santos JR, Domingo P, Portilla J, Gutiérrez F, Imaz A, Vilchez H et al. **A Randomized Trial of Dolutegravir Plus Darunavir/Cobicistat as a Switch Strategy in HIV-1-Infected Patients With Resistance to at Least 2 Antiretroviral Classes.** *Open Forum Infectious Diseases.* 2023;10(11):ofad542. DOI: 10.1093/ofid/ofad542
77. Porru S, Monaco MGL, Spiteri G, Carta A, Caliskan G, Violán C et al. **Incidence and Determinants of Symptomatic and Asymptomatic SARS-CoV-2 Breakthrough Infections After Booster Dose in a Large European Multicentric Cohort of Health Workers-ORCHESTRA Project.** *Journal of Epidemiology and Global Health.* 2023;13(3):577. DOI: 10.1007/s44197-023-00139-8
78. Sepúlveda-Crespo D, Jiménez-Sousa MA, Fernández-Rodríguez A, Muñoz-Fernández MA, Jiménez JL, Caraciolo BB et al. **IL7RA rs10491434 polymorphism is related to spontaneous HIV infection control in naïve HIV-infected patients: A retrospective study.** *Journal of Medical Virology.* 2023;95(11):e29214. DOI: 10.1002/jmv.29214
79. Tarrés-Freixas F, Aguilar-Gurrieri C, Rodríguez de la Concepción ML, Urrea V, Trinité B, Ortiz R et al. **An engineered HIV-1 Gag-based VLP displaying high antigen density induces strong antibody-dependent functional immune responses.** *NPJ Vaccines.* 2023;8(1):51. DOI: 10.1038/s41541-023-00648-4
80. Usai C, Mateu L, Brander C, Vergara-Alert J, Segalés J. **Animal models to study the neurological manifestations of the post-COVID-19 condition.** *Lab Animal.* 2023;52(9):202. DOI: 10.1038/s41684-023-01231-z
81. Varona JF, Landete P, Paredes R, Vates R, Torralba M, Guisado-Vasco P et al. **Plitidepsin in adult patients with COVID-19 requiring hospital admission: A long-term follow-up analysis.** *Frontiers in Cellular and Infection Microbiology.* 2023;13:1097809. DOI: 10.3389/fcimb.2023.1097809
82. McLaren PJ, Porreca I, Iaconis G, Mok HP, Mukhopadhyay S, Karakoc E et al. **Africa-specific human genetic variation near CHD1L associates with HIV-1 load.** *Nature.* 2023;621(7979):E42. DOI: 10.1038/s41586-023-06591-7
83. Xie J, Feng Y, Newby D, Zheng B, Feng Q, Prats-Urbe A et al. **Genetic risk, adherence to healthy lifestyle and acute cardiovascular and thromboembolic complications following SARS-COV-2 infection.** *Nature Communications.* 2023;14(1):4659. DOI: 10.1038/s41467-023-40310-0

Conference presentations

International conferences

1. Bayón-Gil A. **Low Tryptophan Catabolism Marks Immune Preservation in HIV+ Viremic Non-Progressors.** *30th Conference on Retroviruses and Opportunistic Infections (CROI) 2023.* Seattle, USA, February 16-22, 2023. Poster.

2. Borgognone A. **Interactions between gut microbiota signatures and CNS status in a HIV cure strategy.** *30th Conference on Retroviruses and Opportunistic Infections (CROI) 2023.* Seattle, USA, February 16-22, 2023. Poster.

3. Cabrera C, Senserrich J. **Pan-caspase inhibition prevents HIV replication by the induction of the IFN λ pathway.** *30th Conference on Retroviruses and Opportunistic Infections (CROI) 2023.* Seattle, USA, February 16-22, 2023. Poster.

4. Izquierdo-Pujol J. **PBMC immunophenotyping and plasma inflammatory profile in children with Long Covid.** *30th Conference on Retroviruses and Opportunistic Infections (CROI) 2023.* Seattle, USA, February 16-22, 2023. Poster.

5. Muñoz-López FM. **Identification of clinical features associated with SARS-CoV-2 reinfections.** *30th Conference on Retroviruses and Opportunistic Infections (CROI) 2023.* Seattle, USA, February 16-22, 2023. Poster.

6. Nevot-Banús M. **Cytokine profile in different post COVID-19 condition phenotypes.** *30th Conference on Retroviruses and Opportunistic Infections (CROI) 2023.* Seattle, USA, February 16-22, 2023. Poster.

7. Pérez-Caballero R. **High-resolution mapping of T-cell hybrid immunity to the entire SARS-CoV-2 proteome.** *30th Conference on Retroviruses and Opportunistic Infections (CROI) 2023.* Seattle, USA, February 16-22, 2023. Poster.

8. Pérez-Zsolt D. **Plitidepsin is a Broad-Spectrum Antiviral Shaping the Cell Proteostatic Balance.** *30th Conference on Retroviruses and Opportunistic Infections (CROI) 2023.* Seattle, USA, February 16-22, 2023. Poster.

9. Trigueros-Peña M. **Multiparametric characterization of telomere length in T cells from PLWH by Flow-Fish.** *30th Conference*

on Retroviruses and Opportunistic Infections (CROI) 2023. Seattle, USA, February 16-22, 2023. Poster.

10. Izquierdo-Useros N. **Plitidepsin is a Host-Directed Antiviral that Transiently Inhibits Protein Translation of Distant Viruses while Shaping a Protective Proteostatic Cellular Response.** *36 International Conference of Antiretroviral Research (ICAR).* Lyon, France, March 13-17, 2023. Poster.

11. Raïch-Regué D. **Beta-Cyclodextrins as affordable antivirals to treat coronavirus infection.** *Cell Symposia Viruses in health and disease.* Sitges, March 19-21, 2023. Poster.

12. Izquierdo-Useros N. **Plitidepsin is a Host-Directed Antiviral that Transiently Inhibits Protein Translation of Distant Viruses while Shaping a Protective Proteostatic Cellular Response.** *Cell Symposia Viruses in health and disease.* Sitges, March 19-21, 2023. Poster.

13. Molina E. **Plitidepsin is a host-directed antiviral that transiently inhibits protein translation of distant viruses while shaping a protective proteostatic cellular response.** *8th European Congress for Virology 2023.* Gdansk, Poland, May 4-7, 2023. Poster.

14. Trigueros-Peña M. **Multiparametric Characterization of Telomere Length in T cells from PLWH by Full Spectrum Flow-FISH.** *Congress for the International Society for the Advancement of Cytometry (CYTO 2023).* Montreal, Canada, May 20-24, 2023. Talk.

15. Pérez-Zsolt D. **SARS-CoV-2 is detected on antigen-presenting cells expressing Siglec-1 in pulmonary tissues.** *Symposium: Macrophage markers in cancer and inflammation.* Barcelona, May 24, 2023. Talk.

16. Vives-Adrián L. **Open Schooling for mental health promotion.** *2023 Ecsite Annual Conference.* Malta, June 15-17, 2023. Talk.

17. Izquierdo-Pujol J. **Immunophenotyping of Long COVID in children with a 37-color panel using full-spectrum cytometry.** Amsterdam, The Netherlands, June 21, 2023. Talk.

18. Morón-López S. **Immunophenotypic characterization of long COVID.** *Cytek Speaker Series.* Online, August 2, 2023. Talk.

19. Català Moll F. **Consensus-based robustness for differential abundance testing**

in microbiome data analysis. *BioC2023 (Bioconductor Conference 2023).* Boston, USA, August 2-4, 2023. Poster.

20. Nevot-Banús M. **Cytokine profile associated with post-COVID-19 condition.** *Keystone Symposia on Long COVID and Post Acute Sequelae of SARS CoV 2 (PASC).* Santa Fe, NM, USA, August 27-30, 2023. Poster.

21. Izquierdo-Pujol J. **PBMC immunophenotyping, plasma inflammatory profile and antibody levels of children with Long COVID.** *Keystone Symposia on Long COVID and Post Acute Sequelae of SARS CoV 2 (PASC).* Santa Fe, NM, USA, August 27-30, 2023. Talk.

22. Malagrida Escalas R. **Open Schooling to improve Health Promotion.** *Open Living Lab Days.* Barcelona, September 21-23, 2023. Talk.

23. González Navarro I. **Taming the Viral Reservoir Over Three Decades of Advancements in HIV Treatment.** *The HIV Reservoirs and Immune Control Conference.* Malahide, Ireland, September 1-4, 2023. Talk.

24. Garcia Vidal E. **Identification of therapeutic targets for HIV cure through high-throughput screening in novel in vitro non-clonal HIV-1 latency models.** *19th European AIDS Conference.* Varsovia, Poland, October 18-21, 2023. Poster.

25. Moraes Cardoso I. **Dynamics of immune responses to Mpox infection in people with and without HIV co-infection Immunity to Viruses.** *18th International Congress of Immunology (IUIS 2023).* Cape Town, South Africa, November 27-December 2, 2023. Poster.

26. Massanella Luna M. **Cytokine profile associated with post-COVID-19 condition.** *Demystifying Long COVID-19 International Conference 2023.* Madrid, Spain, December 7-9, 2023. Talk.

27. Izquierdo Pujol J. **PBMC Immunophenotyping, Plasma Inflammatory Profile and Antibody Levels of Children with Long COVID.** *Demystifying Long COVID-19 International Conference 2023.* Madrid, Spain, December 7-9, 2023. Talk.

Conference presentations

National conferences

1. Malagrida R, Pino M. **Xarxa Alison per a la promoció de l'alimentació saludable i sostenible.** El Prat de Llobregat, January 30, 2023. Talk.

2. Muñoz-López FM. **Characterization of post-COVID-19 condition subsyndromes through hierarchical clustering.** 2023 PhD in bioinformatics workshop. Vic, February 3, 2023. Poster.

3. Malagrida R. **Research Impact Experiences in Catalonia.** Barcelona, March 6, 2023. Talk.

4. Morón-López S. **Immunophenotypic characterization of long COVID.** XVIII Congress of the Iberian Society of Cytometry 2023. Madrid, April 19-21, 2023. Talk.

5. Trigueros-Peña M. **Multiparametric Characterization of Telomere Length in T cells from PLWH by Full Spectrum Flow-FISH.** XVIII Congress of the Iberian Society of Cytometry 2023. Madrid, April 19-21, 2023. Talk.

6. Trigueros-Peña M. **Multiparametric characterization of telomere length in T cells from PLWH by FULL SPECTRUM Flow-FISH.** XVIII Congress of the Iberian Society of Cytometry 2023. Madrid, April 19-21, 2023. Talk.

7. Malagrida R. **Heading towards Responsible Research and Innovation. A new paradigm for how we solve our problems.** Vic, April 26, 2023. Talk.

8. Blanco J. **HIV Infection Induces the Development of Neutralization-Interfering Antibodies that Hamper the Function of Neutralizing Antibodies.** 44 Congreso de la Sociedad Española de Inmunología (SEI). Bilbao, May 10-13, 2023. Poster.

9. Trinité B. **Impact of hybrid immunity, booster vaccination and Omicron breakthrough infection on cross-neutralization against Delta, BA.1, BA.2 and BA.4/5 SARS-CoV-2 variants.** 44 Congreso de la Sociedad Española de Inmunología (SEI). Bilbao, May 10-13, 2023. Poster.

10. Blanco J. **Vacunas bivalentes, update.** XIII Jornadas de Enfermedades Emergentes. Barcelona, May 16, 2023. Talk.

11. Massanella M. **Multiparametric characterization of telomere length in T cells from PLWH by Flow-Fish.** I jornadas jóvenes investigadores en formación CIBERES-CIBERINFEC. Madrid, June 15-16, 2023. Poster.

12. Villanueva S. **Comprehensive Management of Aging in HIV.** Barcelona, October 23, 2023. Talk.

13. Bayón-Gil A. **Young Investigator's Talk: VNPs.** Hot Topics in HIV. Barcelona, October 26, 2023. Talk.

14. Morón López S. **Effects of HIV infection on single cell epigenome and transcriptome.** Hot Topics in HIV. Barcelona, October 26, 2023. Talk.

15. Badia R. **Harnessing the innate immune response through NOD1 agonists prevents SARS-CoV-2 infection in human lung epithelial cells.** XXII Jornada de Virología - Virology meeting 2023 Barcelona, October 27, 2023. Talk.

16. Molina E. **Plitidepsin is a host-directed antiviral that transiently inhibits protein translation of distant viruses while shaping a protective proteostatic cellular response.** XXII Jornada de Virología - Virology meeting 2023 Barcelona, October 27, 2023. Talk.

17. Pérez Zsolt D. **In vitro platform to detect replication-competent monkeypox virus in swabs from asymptomatic and mildly symptomatic individuals.** XXII Jornada de Virología - Virology meeting 2023 Barcelona, October 27, 2023. Talk.

18. Bayón Gil Á. **Lack of HIV-associated pathogenicity in Viremic Non-Progressors is related with preserved TLR4 responsiveness.** XVII Congreso de la Societat Catalana d'Immunologia. Barcelona, November 2-3, 2023. Talk.

19. Bernad Rosa L. **Long-term immunodominant T-cell responses to S, Nsp3, NC, Env and M proteins of SARS-CoV-2 during hybrid immunity.** XVII Congreso de la Societat Catalana d'Immunologia. Barcelona, November 2-3, 2023. Talk.

20. Campos G. **Alfa-CD4 CAR T cells produce an in vitro effective cytotoxic effect against CD4 T cells.** XVII Congreso de la Societat

Catalana d'Immunologia. Barcelona, November 2-3, 2023. Poster.

21. Lázaro Díez M. **Dual blockade of PD-L1 and TIGIT pathways activated DCs and partially restores proinflammatory function in chronic viral infection.** XVII Congreso de la Societat Catalana d'Immunologia. Barcelona, November 2-3, 2023. Talk.

22. Pedreño López N. **Unvaccinated individuals with severe COVID-19 show a distinctive humoral response characterized by high levels of anti-S2 IgG and IgA antibodies and low avidity anti-RBD IgG responses.** XVII Congreso de la Societat Catalana d'Immunologia. Barcelona, November 2-3, 2023. Talk.

23. Rodríguez de la Concepción ML. **HIV Infection Induces Neutralization-Interfering Antibodies that Hamper the Function of Neutralizing Antibodies.** XVII Congreso de la Societat Catalana d'Immunologia. Barcelona, November 2-3, 2023. Talk.

24. Senserrich J. **CD4 T cell CD39 as a predictive biomarker of response to neoadjuvant chemotherapy in muscle invasive bladder cancer patients.** ASEICA 40th Anniversary Congress. A Coruña, November 14-16, 2023. Poster.

25. Malagrida R. **Xarxa de Long Covid per millorar l'impacte. Comunitat de pràctica d'impacte de CERCA.** Barcelona, November 17, 2023. Talk.

26. Brander C, Morón López S. **Impact of HIV infection on the metabolome and lipidome.** XIV Congreso Nacional GESIDA. A Coruña, November 26-29, 2023. Talk.

27. Campos González G. **Alfa-CD4 CAR-T cells produce an in vitro effective cytotoxic effect against CD4+ T cells.** XIV Congreso Nacional GESIDA. A Coruña, November 26-29, 2023. Poster.

28. Flores Santamaria M. **Functional characterization of the HIV Reservoir in Late Presenters on ART.** XIV Congreso Nacional GESIDA. A Coruña, November 26-29, 2023. Poster.

29. González Navarro I, Martínez-Picado J, Salgado Bernal M. **Taming the viral reservoir over three decades of advancements in HIV treatment.** XIV Congreso Nacional GESIDA. A Coruña, November 26-29, 2023. Talk.

Conference presentations

30. Martínez-Picado J, Salgado Bernal M. **Taller sobre erradicación vs cura funcional.** *XIV Congreso Nacional GESIDA.* A Coruña, November 26-29, 2023. Talk.

31. Pons Grifols A. **Ancestral envelope glycoproteins from elite controllers show decreased infectivity and higher exposure of BNAB epitope.** *XIV Congreso Nacional GESIDA.* A Coruña, November 26-29, 2023. Poster.

32. Trigueros-Peña M. **Deep phenotyping of immune cell populations in older people living with HIV identifies a persistent immune dysfunction that was not associated with increased comorbidities.** *XIV Congreso Nacional GESIDA.* A Coruña, November 26-29, 2023. Talk.

33. Malagrida R, Vives L. **Sana Ment: promovem la salut mental amb i per als joves.** *Jornades Anuals SOM360.* Barcelona, December 1, 2023. Talk.

34. Malagrida R. **El rol de la participació per millorar l'impacte en el marc de les Estratègies d'Open Science. Dimarts de Ciència Transformadora.** Barcelona, December 12, 2023. Talk.

35. Malagrida R, Pino M, Vives L. **Promoting collective impact with integrated, collaborative and decentralized approaches.** *6a Jornada Anual del CEEISCAT.* Barcelona, December 12, 2023. Talk.

36. Aguilar Gurrieri C. **A new and flexible vaccine platform for personalized cancer immunotherapy.** *Alicante Winter Immunology Symposium in Health.* Alicante, December 14, 2023. Poster.

37. Aguilar Gurrieri C. **Short alanine-based spacers included in poly-neoantigen vaccines improve peptide processing and presentation to CD8+ T cells.** *Alicante Winter Immunology Symposium in Health.* Alicante, December 14, 2023. Poster.





© IrsiCaixa, 2023

Hospital Universitari Germans Trias i Pujol. 2nd floor, Maternity Building.
Carretera del Canyet, s/n.
08916 Badalona (Barcelona)

Promoted by



Centre of



Recognized by

